



Infrastructure and Enterprise Solutions Catalog | 2020





Multilink's Made in the USA – All-in-One Capabilities

What makes Multilink different than other telecommunications and DOT/ITS suppliers and why should you look to Multilink as opposed to the other businesses that sell industry solutions? The answer... We simplify the process by keeping production in-house – every step of the way from design and engineering to sheet metal fabrication and powder coating.

Outsourcing is a common problem among telecommunications supply vendors and service providers alike. Many businesses attempt to save money by sending orders to foreign production facilities. This has led to a stark decrease in job opportunities in the United States. Multilink, on the other hand, has implemented a method of efficiently producing what we make right here in Ohio and in-turn providing jobs for local Ohioans.

The most helpful asset Multilink has in the fight to preserve domestic jobs is our corporate campus. We've already seen fortune 500 companies combine regional offices so employees can work and meet directly with one another. We do the same but on a smaller scale.

The majority of our facilities are located at our campus in Elyria, Ohio. Our vendor-managed inventory (VMI) shares

space with our front office as well as our marketing, HR, shipping, and engineering departments.

Our on-site sheet metal fabrication facility is a key feature differentiating Multilink from our competitors. Most vendors and suppliers see outsourcing as a way to keep overhead costs down. Since Multilink produces such a variety of products at such a high volume, having our own proprietary facilities makes the most sense and allows us to fill custom orders more efficiently.

Our fabrication facility has many capabilities including a full engineering team that allows Multilink to design new products or create custom ones with relative ease. Our turrets can handle sheets of metal as large as 60" x 120" and up to 1/4" thick. Multilink's engineer

department is well-versed in CAD/CAM (computer-aided design/manufacturing) technologies.

Just across the highway is our fiber department, where our tags are lasered and our domes, closures, cables, and other fiber accessories are assembled.

Our newest addition to the Multilink campus is our powder coating line which previously was located about three miles away. Now it is just across the parking lot allowing tighter management, reduced costs, and more sustainable practices all around.

The one-two punch of having manufacturing and powder coating facilities on-site not only saves us money, but it also helps us fill runs for our customers at a fraction of the time and price. When you order through Multilink, we will design, manufacture, assemble, and deliver all from our facility in Ohio.

So "What makes Multilink different from its competition?" We've taken out the middleman entirely, making it less expensive and more efficient to do what we do best: putting out a line-up of quality goods. Now that you know that, it's easy to see how you might have another question: "When Multilink makes it so easy and affordable to design or purchase telecommunications products, why go anywhere else?"

Table of Contents

Central Office / Head End	5	Power Solutions	89
Patch Panels Configurator	6	CATV Power Systems.....	91
Patch Panels.....	7	CATV Power Cabinets	97
Wall Mount Fiber Enclosure.....	17	Big Dog	98
Wall Mount Configurator.....	18	DOT/ITS Power Systems	100
Cable Management.....	29	Traffic Control Cabinets.....	106
Splice Trays	31	Street Brite Street Sign	111
Fiber Deployment Modules.....	36	Multi-Media Enclosures	112
Adapter Panels.....	44	Multi-Media Enclosures.....	113
Fiber Assemblies.....	51	Multi-Media Enclosure Accessories.....	118
Slim Tap	61	Closures / Terminals	119
Surelight® Flat Drop™ Assembly & H IP Field Installable Connectors.....	62	Dome Enclosures	121
SpeedFlex™	64	In-Line Splice Enclosures.....	127
MicroDuct™ Fiber Optic Duct.....	65	Fiber Management	133
Cabinets	68	Slack Storage Devices.....	134
Fiber Distribution Hub (FDH)	69	Raceway Molding.....	138
NEW! X-Series Cabinets (6000 OTE Series & 5000 Modular).....	73	New Products	139
Rack Rail Cabinets	79		
Metal NEMA 4 Enclosures	86		

Special Articles

Multilink's Made in the USA – All-in One Capabilities	2	The Importance of ITS in the Wake of Natural Disasters	90
Not All Products Meet Our Quality Standards	35	Telecommunications in a Sustainable World	140
Product Configurators: The More Accessible, the Better	52	Patents & Innovations	141



Manufacturing Technology for Tomorrow and Beyond

Electric Vehicle (EV) and TaaS (Transportation as a Service)

Multilink is a leader in building, designing and manufacturing products and services that supports and build the infrastructure in the growing EV/TaaS industry.

Visit gomultilink.com/categories/ev-taas.





Central Office / Head End

The Central Office / Head End (CO/HE) is the backbone of any network. Well-crafted products can make a significant difference in the **reliability and ease of use within your 5G network**. This is why we have spent many years researching and engineering our products to live up to the rigorous standards required within the CO, Data Center or HE. Our products help provide lasting quality and versatility that grows with the future of your network for years to come.

Patch Panels

page 6

Wall Mounts

page 17

Fiber Deployment Modules

page 36

Fiber Assemblies

page 51

Patch Panel (Rack Mount) Configurator

gomultilink.com/categories/rack-mount



Patch Panel (Rack Mount) Configurator

ML - [] - [] - [] - [] - [] - [] - [] - [] - []

ML - 54 - 24 - B - SAD - T9 - 003 - 29 - 12



Patch Panel Shown:
FRM-4RU-4X-PS

Translates:

FRM-1RU-3X-TS-S, 24 loaded ports, Black, SC/APC Duplex SM, 900µm (spiral wrap), 3 meters in length, equipped with 2 of the 1120-SSTP trays, 12 splices per tray

Enclosure Type	# Of Conn.	Color	Adapter	Pigtail	Length (Meters)	Splice Tray***	Splice Count
RACK MOUNTS	006	B-Black	SCS=SC Simplex MM	00=None	00X**	X1=1120-SSTA	12
12 FRM-1RU-2X-SO	012	O-Off White	SCD=SC Duplex MM	T9=900µm (spiral wrap)		X2=2000-SSTA	24
54 FRM-1RU-3X-TS-S	018		SUS=SC Simplex SM	T3=3mm		X3=2020-SSTP	24
39 FRM-1RU-3X-TS-HD	024		SUD=SC Duplex SM	MD=Module		X4=4048-SSTP	24
46 FRM-1RU-2X-TS-DOT	030		SAS=SC/APC Simplex SM	OSP=OSP Dielectric Cable		X5=4072-SSTP	36
52 FRM-1RU-2X-TS-DOT-S	036		SAD=SC/APC Duplex SM	OSA=OSP Armored Cable		X6=3000-SSTA	24
13 FRM-2RU-4X-SO	042		SGS=SC Simplex 10Gig	RBN=Ribbon		X7=3030-SSTP	24
14 FRM-2RU-4X-TS	048		SGD=SC Duplex 10Gig	DST=Distribution Cable (Riser Rated)		X8=612-SSTP	12
55 FRM-2RU-6X-TS-S	054		FC=FC MM			X9=1120-SSTP	12
40 FRM-2RU-6X-TS-HD	060		FU=FC SM			X10=1124-SSTP	12
15 FRM-3RU-6X-TS	066		FA=FC/APC				
56 FRM-3RU-9X-TS-S	072						
41 FRM-3RU-9X-TS-HD	096		LCAD=LC/APC Duplex SM			"X"Denotes number of trays	
16 FRM-4RU-12X-TS	144		LCAQ=LC/APC Quad SM				
57 FRM-4RU-12X-TS-S	288		LCPD=LC Duplex MM				
18 FRM-4RU-4X-PS			LCPQ=LC Quad MM				
42 FRM-4RU-12X-TS-HD			LCUD=LC Duplex SM				
17 FRM-8.5RU-24X-TS			LCUQ=LC Quad SM				
19 FRM-8.5RU-12X-PS			LCGD=LC Duplex 10 Gig				
44 FRM-8RU-24X-TS-HD			LCGQ=LC Quad 10 Gig				
20 FF-RM-12X							
68 FRM-E-1RU			ST6=ST 6 port MM				
69 FRM-E-2RU			ST8=ST 8 port MM				
70 FRM-E-3RU			ST12=ST 12 port MM				
71 FRM-E-4RU			SM6=ST 6 port SM				
			SM8=ST 8 port SM				
			SM12=ST 12 port SM				

* Only available in specified boxes. Refer to catalog descriptions.

** Feet divided by 2.54 and rounded up to the full meter.

*** Align with unit type.

Patch Panels

Properly designed patch panels are a vital piece in any network. With the influx of new fiber being deployed to support the ever-increasing need for bandwidth, patch panels are an essential, yet sometimes overlooked piece of the puzzle. Each rack mount patch panel is engineered from the ground up with many features and options available. Our rack mount panels can be customized with up to 288 fiber connections using traditional (and readily available) adapter panels and 144 connections using our patented CT-X cassettes.

- » Standardized 19" and 23" rack mount compatibility
- » Customizable configurations
- » High fiber capacity
- » Excellent fiber management

 gomultilink.com/categories/rack-mount



QUICK DELIVERY | FAST DEPLOYMENT | CUSTOM CONFIGURATIONS

Swing-Out Style Fiber Distribution Units



STOCK ID	DESCRIPTION	DIMENSIONS	MATERIAL/ FINISH	PANEL CAPACITY	SPLICE TRAY	MAX CAPACITY
1RU Rack Mount 10-4323 (Black) 10-4325 (Off-white)	FRM-1RU-2X-SO (ML-12) Rack Mount FDU 1RU in height with 2 termination panel capacity and swing out master panel tray	1.75"H x 17"W x 11.0"D	16 Gauge Powder Coated Steel	(2) Panels	(2) 1120-SSTA or (2) 1120-SSTP or (2) 1124-SSTP	24 SC/ST 48 LC with 1124 tray








2RU Rack Mount 10-4327 (Black) 10-4326 (Off-white)	FRM-2RU-4X-SO (ML-13) Rack Mount FDU 2RU in height with 4 termination panel capacity and swing out master panel tray	3.5"H x 17"W x 11.0"D	16 Gauge Powder Coated Steel	(4) Panels	(4) 1120-SSTA or (4) 1120-SSTP or (4) 1124-SSTP	48 SC/ST 96 LC with 1124 tray
---	--	-----------------------	------------------------------------	------------	---	--

Patch Panels – Economy Series

 gomultilink.com/categories/rack-mount



Slide-Out Style Fiber Distribution Units









	STOCK ID	DESCRIPTION	DIMENSIONS	MATERIAL/ FINISH	PANEL CAPACITY	SPLICE TRAY	MAX CAPACITY
 	1RU Economy Rack Mount	FRM-E-1RU (ML-68)					
	045-903-10 (Black) 045-903-11 (Off-white)	Economy Rack Mount FDU 1RU in height with split top design, slide out master panel tray	1.75"H x 17"W x 13.87"D 19" Rack, 23" Rack	16 Gauge Steel Polyester Powder Coated	(3) Panels	(3) 1120-SSTP (3) 1124-SSTP	36 SC/ST 72 LC with 1124 tray
 	2RU Economy Rack Mount	FRM-E-2RU (ML-69)					
	045-917-10 (Black) 045-917-11 (Off-white)	Economy Rack Mount FDU 2RU in height with slide out master panel tray	3.46"H x 17"W x 14.51"D 19" Rack, 23" Rack	16 Gauge Steel Polyester Powder Coated	(6) Panels	(3) 2000-SSTA	72 SC/ST/LC
 	3RU Economy Rack Mount	FRM-E-3RU (ML-70)					
	045-918-10 (Black) 045-918-11 (Off-white)	Economy Rack Mount FDU 3RU in height with slide slide out master panel tray	5.21"H x 17"W x 14.51"D 19" Rack, 23" Rack	16 Gauge Steel Polyester Powder Coated	(9) Panels	(5) 2000-SSTA	108 SC/ST/LC
 	4RU Economy Rack Mount	FRM-E-4RU (ML-71)					
	045-919-10 (Black) 045-919-11 (Off-white)	Economy Rack Mount FDU 4RU in height with slide slide out master panel tray	6.96"H x 17"W x 14.51"D 19" Rack, 23" Rack	16 Gauge Steel Polyester Powder Coated	(12) Panels	(6) 2000-SSTA	144 SC/ST/LC

Patch Panels – Standard Series

 gomultilink.com/categories/rack-mount



Slide-Out Removable Top Style Fiber Distribution Units

	STOCK ID	DESCRIPTION	DIMENSIONS	MATERIAL/ FINISH	PANEL CAPACITY	SPLICE TRAY	MAX CAPACITY
 	1RU Rack Mount	FRM-1RU-3X-TS-S (ML-54)					
	045-686-10 (Black) 045-686-11 (Off-white)	Rack Mount FDU 1RU in height with split top design and slide out master panel tray	1.75"H x 17"W x 14.6"D	16 Gauge Powder Coated Steel	(3) Panels	(3) 1120-SSTP (3) 1124-SSTP	36 SC/ST 72 LC with 1124 tray
 	2RU Rack Mount	FRM-2RU-6X-TS-S (ML-55)					
	045-798-10 (Black) 045-798-11 (Off-white)	Rack Mount FDU 2RU in height with split top design and slide out master panel tray	3.50"H x 17"W x 14.6"D	.060" Powder Coated Aluminum	(6) Panels	(3) 2000-SSTA	72 SC/ST/ LC
 	3RU Rack Mount	FRM-3RU-9X-TS-S (ML-56)					
	045-799-10 (Black) 045-799-11 (Off-white)	Rack Mount FDU 3RU in height with split top design and slide out master panel tray	5.2"H x 17"W x 14.6"D	.060" Powder Coated Aluminum	(9) Panels	(5) 2000-SSTA	108 SC/ST/ LC
 	4RU Rack Mount	FRM-4RU-12X-TS-S (ML-57)					
	045-800-10 (Black) 045-800-11 (Off-white)	Rack Mount FDU 4RU in height with split top design and slide out master panel tray	6.96"H x 17"W x 14.6"D	.060" Powder Coated Aluminum	(12) Panels	(8) 2000-SSTA	144 SC/ST/ LC

Patch Panels – High Density Series

 gomultilink.com/categories/rack-mount



High Density Fiber Distribution Units

	STOCK ID	DESCRIPTION	DIMENSIONS	MATERIAL/ FINISH	PANEL CAPACITY	SPLICE TRAY	MAX CAPACITY
 	1RU High Density Rack Mount	FRM-1RU-3X-TS-HD (ML-39)					
	045-339-10 (Black) 045-339-11 (Off-white)	High Density Rack Mount FDU 1RU with split top design and locking slide out master panel tray	1.75"H x 17"W x 16"D	16 Gauge Steel Polyester Powder Coated	(3) Panels	(2) 4072-SSTP	36 SC/ST 72 LC
 	2RU High Density Rack Mount	FRM-2RU-6X-TS-HD (ML-40)					
	045-382-10 (Black) 045-382-11 (Off-white)	High Density Rack Mount FDU 2RU with split top design and locking slide out master panel tray	3.5"H x 17"W x 16"D	.060" Powder Coated Aluminum	(6) Panels	(4) 4072-SSTP	72 SC/ST 144 LC
 	3RU High Density Rack Mount	FRM-3RU-9X-TS-HD (ML-41)					
	045-418-10 (Black) 045-418-11 (Off-white)	High Density Rack Mount FDU 3RU with split top design and locking slide out master panel tray	5.25"H x 17"W x 16"D	.060" Powder Coated Aluminum	(9) Panels	(6) 4072-SSTP	108 SC/ST 216 LC
 	4RU High Density Rack Mount	FRM-4RU-12X-TS-HD (ML-42)					
	045-391-10 (Black) 045-391-11 (Off-white)	High Density Rack Mount FDU 4RU with split top design and locking slide out master panel tray	7"H x 17"W x 16"D	.060" Powder Coated Aluminum	(12) Panels	(8) 4072-SSTP	144 SC/ST 288 LC
 	8RU High Density Rack Mount	FRM-8RU-24X-TS-HD (ML-44)					
	045-583-10 (Black) 045-583-11 (Off-white)	High Density Rack Mount FDU 8RU in height with split top design and slide out master panel trays	13.88"H x 17"W x 16"D	.060" Powder Coated Aluminum	(24) Panels	(16) 4072-SSTP	288 SC/ST 576 LC

Patch Panels – Signature Series

Multilink’s Signature Series of patch panels offers more versatility than standard models. They are compatible with various bulkheads, allowing them to interface with standard adapter panels as well as our CT-X Cassettes and Fiber Termination Modules. Multilink’s patch panels are designed with flexibility in mind to help make network installation and maintenance easier and more efficient regardless of where a network is being set up.

Note: Both a bulkhead and a main patch panel must be ordered separately to form a complete unit. See next page for bulkhead options.

 gomultilink.com/categories/rack-mount



Signature Series Fiber Distribution Units




	STOCK ID	DESCRIPTION	DIMENSIONS	MATERIAL/ FINISH	PANEL CAPACITY	SPLICE TRAY	RACK OPTIONS
 <p>1RU Signature Series FRM-1RU-XX-SIG (ML-58)</p>	045-665-00	Signature Series Rack Mount FDU 1RU in height with slide out master tray and no bulkhead	1.75"H x 19"W x 14.19"D	Aluminum & Steel with Bronze Powder Coat	(2) CT-X Cassettes or (3) FTM Modules	Splicing available with modules and cassettes only	Door Panel (optional custom silk-screen logo)
 <p>2RU Signature Series FRM-2RU-XX-SIG (ML-59)</p>	045-778-00	Signature Series Rack Mount FDU 2RU in height with slide out master tray and no bulkhead	3.47"H x 19"W x 14.24"D	Aluminum & Steel with Bronze Powder Coat	(4) CT-X Cassettes or (6) FTM Modules	Splicing available with modules and cassettes only	Door Panel (optional custom silk-screen logo)
 <p>4RU Signature Series FRM-4RU-XX-SIG (ML-60)</p>	045-763-00	Signature Series Rack Mount FDU 4RU in height with slide out master tray and no bulkhead	6.97"H x 19"W x 14.24"D	Aluminum & Steel with Bronze Powder Coat	(8 or 12) CT-X Cassettes or (12) FTM Modules	Splicing available with modules and cassettes only	Door Panel (optional custom silk-screen logo)
 <p>6.5RU Signature Series FRM-6.5RU-XX-SIG (ML-61)</p>	045-899-10	Signature Series Rack Mount FDU 6.5RU in height and no bulkhead	10.98"H x 20"W x 15.56"D	Aluminum & Steel with Almond Beige Powder Coat	(24) CT-X Cassettes	Splicing available with cassettes only	Door Panel (optional custom silk-screen logo)

Patch Panels – Signature Series Bulkhead Options




Multilink’s interchangeable bulkhead options for our Signature Series of patch panels are compatible with standard adapter panels as well as our industry-leading CT-X Cassettes and Fiber Termination Modules. At Multilink, we like to make network installation and maintenance as quick and easy as possible, while maintaining high quality. Our bulkhead panels offer a variety of efficient and cost-effective solutions for fiber optic patching and splicing.

Note: Both a bulkhead and a main patch panel must be ordered separately to form a complete unit.

 gomultilink.com/categories/rack-mount



Signature Series Fiber Distribution Units – Bulkhead Options





	STOCK ID	DESCRIPTION	CAPACITY
	Bulkhead-Standard Multilink Panels		
	072-208-20 (1RU)	Signature Series bulkhead for standard Multilink adapter panels/modules	(3) Panels per rack unit
	072-276-20 (2RU)		
	072-277-20 (4RU)		
	Bulkhead-Multilink CT-X Modules		
	072-208-50 (1RU)	Signature Series bulkhead for Multilink CT-X Modules	(2) Modules per rack unit (2 or 3) Modules per rack unit for the 4RU only
	072-276-50 (2RU)		
	072-277-50 (4RU, 8 CT-X)		
	072-277-51 (4RU, 12 CT-X)		
	Bulkhead-Narrow Multilink Modules		
	072-208-30 (1RU)	Signature Series bulkhead for Multilink Narrow FTM Modules	(4) Modules per rack unit
	072-276-30 (2RU)		
	072-277-30 (4RU)		

Patch Panels – Splice Shelves







 gomultilink.com/categories/rack-mount



Slide-Out Style Combination Patch & Splice Distribution Units

	STOCK ID	DESCRIPTION	DIMENSIONS	MATERIAL/ FINISH	SPLICE TRAY	MAX CAPACITY
 	4RU Rack Mount (Includes 1 4048 splice tray)	FRM-4RU-4X-PS (ML-18)				
	10-5270 (Black) 10-2146 (Off White)	Rack Mount FDU 4RU in height with slide out adapter panel and separate slide out splice tray panel	7.0"H x 17"W x 14.0"D	.060" Powder Coated Aluminum	(4) 4048-SSTP or (4) 4072-SSTP	4 Panels 48 SC/ST 96 LC
 	8.5RU Rack Mount (Includes 1 4048 splice tray)	FRM-8RU-12X-PS (ML-19)				
	10-8584 (Black) 10-8585 (Off White)	Rack Mount FDU 8.5RU in height with slide out adapter panel and separate slide out splice tray panel	14.88"H x 17"W x 14.0"D	.060" Powder Coated Aluminum	(8) 4048-SSTP or (8) 4072-SSTP	12 Panels 144 SC/ST 288 LC

Slide-Out Style Splice Shelves

 	3RU Rack Mount	FRM-3RU-SS				
	045-782-10 (Black) 045-783-10 (Off White)	Rack Mount 3RU in height with slide out master splice tray panel	5.25"H x 17"W x 14.0"D	.060" Powder Coated Aluminum	(4) 4048-SSTP or (4) 4072-SSTP	144 Single 576 Mass Fused Fibers
 	4RU Rack Mount	FRM-4RU-SS				
	045-785-10 (Black) 045-784-10 (Off White)	Rack Mount 4RU in height with slide out master splice tray panel	7.0"H x 17"W x 14.0"D	.060" Powder Coated Aluminum	(8) 4048-SSTP or (8) 4072-SSTP	288 Single 1024 Mass Fused Fibers
 	8.5RU Rack Mount	FRM-8RU-SS				
	045-786-10 (Black) 045-787-10 (Off White)	Rack Mount 8.5RU in height with slide out master splice tray panel	14.88"H x 17"W x 14.0"D	.060" Powder Coated Aluminum	(16) 4048-SSTP or (16) 4072-SSTP (8 on each shelf)	576 Single 2048 Mass Fused Fibers

Patch Panels – In-Rack Patch & Wall Mount Accessories

 gomultilink.com/categories/rack-mount



In-Rack Patch Enclosure Solutions



STOCK ID	DESCRIPTION	DIMENSIONS	MATERIAL/ FINISH	SPLICE TRAY	MAX CAPACITY
4RU Rack Mount	FF-RM-12X (ML-20)				
10-1038 (Black) 10-6450 (Off White)	Rack Mount 4RU in height with fixed master panel with integrated horizontal and vertical jumper guides	7.0"H x 17"W x 14.0"D	.060" Powder Coated Aluminum	(12) Panels	144 SC/ST 288 LC



1RU Rack Mount	FRM-1RU-2X-TS-DOT (ML-46)				
045-586-10 (Black)	Rack Mount 1RU in height made for a 19" or 23" rack width. Features slide-off cover, 2 fixed bulkhead positions, and 2 captive grommets for cable entry	1.72"H x 12.25"W x 7.68"D (excluding brackets)	16 Gauge Powder Coated Steel	(1) 612-SSTP Splice Tray	12 SC/ST/LC
045-586-30 (Black w/Slide Tray)	Rack Mount 1RU in height made for a 19" or 23" rack width. Features slide-off cover, 2 fixed bulkhead positions, and 2 captive grommets for cable entry	1.72"H x 12.25"W x 7.68"D (excluding brackets)	16 Gauge Powder Coated Steel	(1) 612-SSTP Splice Tray	12 SC/ST/LC



Wall Mount Vertical Rack					
072-331-20	FWM-2RU Vertical Mount with 10-32 Cage Nuts	4"H x 19.5"W x 4.5"D	16 Gauge Powder Coated		
072-332-20	FWM-3RU Vertical Mount with 10-32 Cage Nuts	4"H x 19.5"W x 6.25"D	16 Gauge Powder Coated		
072-333-20	FWM-4RU Vertical Mount with 10-32 Cage Nuts	4"H x 19.5"W x 8"D	16 Gauge Powder Coated		






Wall Mount Equipment Shelf					
072-688-10	Kit – Wall Mount Shelf with Straps	11.513"H x 15.626"W x 10.626"D	16 Gauge Powder Coated		

Patch Panels – Accessories

 gomultilink.com/categories/rack-mount



Patch Panel – Accessories

STOCK ID	DESCRIPTION	MATERIAL/FINISH	CAPACITY
Lock & Key for Rack Mount Enclosures			
 99534	Lock and Key for Lexan Doors of Rack Mount Enclosures <i>Ask for 99534 to be installed on your rack mount enclosure</i>	N/A	N/A
Strain Relief Kit (1RU)			
 065-249-10	Strain Relief Bracket for 1RU Rack Mount Enclosures with bracket and tie straps	Powder coated steel, plastic straps	N/A
Strain Relief Kit (2RU or larger)			
 065-151-10	Strain Relief Bracket for Rack Mount Enclosures	Powder coated steel, rubber grommets	Ø .300 - .790"
072-479-10			Ø .790 - 1.02"
072-479-20			Ø 1.02 - 1.25"

Patch Panels – Optional Rack Mount Equipment

 gomultilink.com/categories/rack-mount



Optional Rack Mount Equipment

STOCK ID	DESCRIPTION	DIMENSIONS	MATERIAL	CAPACITY
Sliding Drawer Shelves				
The Multilink Rack Mount Sliding Drawer Shelf is available 1RU or 2RU in height and designed for 19" rack mounting only. Drawer fully extends from rack and can also be used as a shelf for a laptop or test equipment. (Includes mounting hardware)				
1RU - 045-372-10	19" Rack Mount Drawer	1RU - 1.75"H x 19"W x 16.02"D	Powder Coated Steel	1RU - 1.27"H x 16.25"W x 15.63"D
2RU - 045-163-10		2RU - 3.65"H x 19"W x 16.02"D		2RU - 3.54"H x 16.25"W x 15.63"D
Bulkhead FRM-1RU-3X				
065-060-10	19" Rack Mount Patch Panel 1RU w/ 10-32 & 12-24 hardware included	1.75"H x 19"W	Powder Coated Steel	3 Adapter Panels
Patch Bulkhead FRM-1RU				
072-233-10	19" Rack Mount Patch Panel 1RU w/ 10-32 hardware included	1.75"H x 19"W	Powder Coated Steel	24 SC Duplex
072-238-10				18 SC Duplex
072-235-10				24 LC Duplex
Bulkhead w/ Shelf FRM-1RU-3X				
072-035-10	19" Rack Mount Bulkhead with Shelf for Slack Storage w/ 10-32 & 12-24 hardware included	1.75"H x 19"W x 8"D	Powder Coated Steel	3 Adapter Panels or 3 FTM Modules
Shelf FRM-1RU				
072-043-10	19" Rack Mount Shelf 1RU	1.75"H x 19"W x 12"D	Powder Coated Steel	30 lbs.
Filler Panels FRM-RU				
1RU - 072-046-10	19" Rack Mount Filler Panels	1.75"H x 19"W	Powder Coated Steel	N/A
2RU - 072-046-20		3.5"H x 19"W		
3RU - 072-046-30		5.25"H x 19"W		
4RU - 072-046-40		7"H x 19"W		

Wall Mount Fiber Enclosure

The Multilink series of wall mounted optical termination enclosures are designed to provide solutions for both the interconnection of patch cabling and a combination of patching and splicing. The series accommodates up to 17 termination panels. Depending on the type of optical termination panel used, enclosures can support up to 288 terminations. Our Wall Mount Fiber Enclosures are separated into several application specific groups to support the level of termination capacity and feature sets required for the enclosure's mount location.

- » Durable steel or aluminum with a polyester powder coat finish or hardened plastic
- » Additional measures of security with various door and lock options available
- » Individual compartments for separation of network and distribution terminations
- » Available with loaded termination panels and pre-connectorized pigtailed

 gomultilink.com/categories/wall-mount

Multilink[®]
Simply More...



DURABLE | CONFIGURABLE | ALA CARTE OR LOADED



Wall Mount Configurator

 gomultilink.com/categories/wall-mount




Wall Mount FDU Configurator

ML - - - - - - - - - -

ML - 02 - 24 - B - ST6 - DST - 003 - 21 - 12

Wall Mount Shown:
045-780-00 with optional CT-X Cassettes



Translates:
 FWM-4X-LC, 24 loaded ports, Black, ST 6 Port Multimode, Distribution Cable, 3 meters in length, equipped with 2 of the 1120-SSTA trays, 12 Splices per tray

Enclosure Type	# Of Conn.	Color	Adapter	Pigtail	Length (Meters)	Splice Tray***	Splice Count
WALL MOUNTS							
01 FWM-2X-LC	006	B-Black	SCS=SC Simplex MM	00=None	00X**	X1=1120-SSTA	12
02 FWM-4X-LC	012	O-Off White	SCD=SC Duplex MM	T9=900µm (spiral wrap)		X2=2000-SSTA	24
05 FF-WM-2X	018	BE-Beige*	SUS=SC Simplex SM	T3=3mm		X3=2020-SSTP	24
06 FF-WM-4X	024	G-Gray*	SUD=SC Duplex SM	MD=Module		X4=4048-SSTP	24
08 FWM-4X-D	030		SAS=SC/APC Simplex SM	OSP=OSP Dielectric Cable		X5=4072-SSTP	36
09 FWM-9X-D	036		SAD=SC/APC Duplex SM	OSA=OSP Armored Cable		X6=3000-SSTA	24
53 FF-OCS-4X	042		SGS=SC Simplex 10Gig	RBN=Ribbon		X7=3030-SSTP	24
11 FF-OCS-6X	048		SGD=SC Duplex 10Gig	DST=Distribution Cable (Riser Rated)		X8=612-SSTP	12
22 FWM-2X-N4	054					X9=1120-SSTP	12
23 FWM-2X-N4D	060		FC=FC MM			X10=1124-SSTP	12
24 FWM-4X-N4D	066		FU=FC SM				
25 FWM-12X-N4D	072		FA=FC/APC				
26 WM-2X (Multilite)	096						
27 WM-4X (Multilite)	144		LCAD=LC/APC Duplex SM				
28 WM-8X (Multilite)	288		LCAQ=LC/APC Quad SM				
29 FF-WM-8X			LCPD=LC Duplex MM				
32 FWM-1X-BK			LCPQ=LC Quad MM				
33 FWM-1X-SP-BK			LCUD=LC Duplex SM				
35 FWM-2X-PH			LCUQ=LC Quad SM				
37 RNI-1000			LCGD=LC Duplex 10 Gig				
38 RNI-1500			LCGQ=LC Quad 10 Gig				
43 RNI-1200							
45 RNI-2500			ST6=ST 6 port MM				
49 FWP-4SC-4SP			ST8=ST 8 port MM				
50 FWP-16SC-24SP			ST12=ST 12 port MM				
51 FWP-8SC-12SP			SM6=ST 6 port SM				
62 FWM-2X-BK (Signature)			SM8=ST 8 port SM				
63 FWM-4X-BK (Signature)			SM12=ST 12 port SM				
64 FWM-8X-BK (Signature)							
65 FWM-12X-BK (Signature)							

* Only available in specified boxes. Refer to catalog descriptions.
 ** Feet divided by 2.54 and rounded up to the full meter.
 *** Align with unit type.

"X" Denotes number of trays

Wall Mount Fiber Enclosure – Standard Series

 gomultilink.com/categories/wall-mount



Standard Single Outer Door Fiber Distribution Units

Multilink Wall Mount Enclosures are designed to provide connectivity and distribution solutions. Enclosures are divided into several groups to meet application specific requirements such as Construction Grade, Single Door, Dual Door, Added Security, NEMA 4 and NEMA 12. Products with your customized logo are available for OEM and other applications. Units are available in standard black or off white unless specified.

STOCK ID	DESCRIPTION	DIMENSIONS	WEIGHT	MATERIAL	CAPACITY	SPLICE TRAY
----------	-------------	------------	--------	----------	----------	-------------

MultiLite Construction Grade Fiber Distribution Units – WM-2X (ML-26)



10-7944 Black Only	Wall mount single outer door construction grade distribution unit with 2 termination panel capacity	9.25"H x 13"W x 3.5"D	7 lbs.	18 Gauge Powder Coated Steel	(2) Panels	(2) 1120-SSTP
-------------------------------	---	-----------------------	--------	------------------------------	------------	---------------

MultiLite Construction Grade Fiber Distribution Units – WM-4X (ML-27)



10-7945 Black Only	Wall mount single outer door construction grade distribution unit with 4 termination panel capacity	11.5"H x 13"W x 3.5"D	8 lbs.	18 Gauge Powder Coated Steel	(4) Panels	(4) 1120-SSTP
-------------------------------	---	-----------------------	--------	------------------------------	------------	---------------

MultiLite Construction Grade Fiber Distribution Units – WM-8X (ML-28)



10-7790 Black Only	Wall mount single outer door construction grade distribution unit with inner network compartment security door and 8 termination panel capacity	12"H x 17"W x 6"D	15 lbs.	18 Gauge Powder Coated Steel	(8) Panels	(8) 1120-SSTP
-------------------------------	---	-------------------	---------	------------------------------	------------	---------------

*Adapter Panels Not Included In Units

Wall Mount Fiber Enclosures – Standard Lockable Series

 gomultilink.com/categories/wall-mount



Standard Lockable Fiber Distribution Units

STOCK ID	DESCRIPTION	DIMENSIONS	WEIGHT	MATERIAL	CAPACITY	SPLICE TRAY
Wall Mount Fiber Enclosure FWM-2X-LC (ML-01)						
10-2012 (Black)	Wall mount single outer door distribution unit with inner network compartment security door and 2 termination panel capacity	10.2"H x 12"W x 3.5"D	8 lbs.	16 Gauge Powder Coat Steel	(2) Panels	(2) 1120-SSTP
10-2730 (Off White)						
Wall Mount Fiber Enclosure FWM-4X-LC (ML-02)						
10-1914 (Black)	Wall mount single outer door distribution unit with inner network compartment security door and 4 termination panel capacity	12"H x 12"W x 3.5"D	9 lbs.	16 Gauge Powder Coat Steel	(4) Panels	(4) 1120-SSTP
10-2714 (Off White)						
Wall Mount Fiber Enclosure FWM-4X-D (ML-08)						
99024BK (Black)	Wall mount dual outer door distribution unit with lockable network compartment door and 4 termination panel capacity	10.8"H x 12"W x 4"D	10 lbs.	16 Gauge Powder Coat Steel	(4) Panels	(4) 1120-SSTP
99024K (Off White)						
Wall Mount Fiber Enclosure FWM-9X-D (ML-09)						
10-5283 (Black)	Wall mount dual outer door distribution unit with lockable network and distribution compartment doors and 9 termination panel capacity	17"H x 21.2"W x 5"D	23 lbs.	16 Gauge Powder Coat Steel	(9) Panels	(4) 2000-SSTA
10-5281 (Off White)						

*Adapter Panels Not Included In Units



 SPECS



 SPECS



 SPECS



 SPECS

Wall Mount Fiber Enclosures – Dual Door Series

 gomultilink.com/categories/wall-mount



Added Security Dual Door Fiber Distribution Units

STOCK ID	DESCRIPTION	DIMENSIONS	WEIGHT	MATERIAL	CAPACITY	SPLICE TRAY
Wall Mount Fiber Enclosure FF-WM-2X (ML-05)						
10-4469 (Black)	Compact wall mount dual outer door distribution unit with 2 termination panel capacity and integrated network compartment and removable-style locking door	6"H x 12"W x 5.5"D	8 lbs.	16 Gauge Powder Coat Steel	(2) Panels	(2) 1120-SSTP
10-6707 (Off White)						
Wall Mount Fiber Enclosure FF-WM-4X (ML-06)						
10-4462 (Black)	Compact wall mount dual outer door distribution unit with 4 termination panel capacity and integrated network compartment work shelf and removable-style locking door	12"H x 14.3"W x 4.9"D	12 lbs.	16 Gauge Powder Coat Steel	(4) Panels	(2) 1120-SSTP
10-6706 (Off White)						
Wall Mount Fiber Enclosure FF-WM-8X (ML-29)						
045-030-10 (Black)	Compact wall mount dual outer door distribution unit with 8 termination panel capacity and integrated network compartment work shelf and removable-style locking door	16"H x 20"W x 6.5"D	24 lbs.	16 Gauge Powder Coat Steel	(8) Panels	(4) 2000-SSTA
045-030-11 (Off White)						

*Adapter Panels Not Included In Units



Wall Mount Fiber Enclosures – Signature Series


Note: Both a bulkhead and a main patch panel must be ordered separately to form a complete unit unless part number is specified with bracket.

 gomultilink.com/categories/wall-mount



Wall Mount Signature Series

Shown with optional CT-X Cassettes



 SPECS

Wall Mount Signature Series FWM-2X-BK (ML-62)

STOCK ID	DESCRIPTION	DIMENSIONS	WEIGHT	MATERIAL	CAPACITY
045-788-00 (Black Only)	Wall Mount Single outer door distribution unit with lockable network compartment door. Bulkhead options available to integrate (2) FTM modules or (2) CT-X cassettes.	14"W x 10.95"H x 4.3"D	10 lbs.	16 Gauge Powder Coat Steel	(2) CT-X Cassettes or (2) FTM Modules
045-788-10	Enclosure with Standard Bulkhead Bracket				
072-283-10	CT-X Kit				

Shown with optional CT-X Cassettes




 SPECS

Wall Mount Signature Series FWM-4X-BK (ML-63)

045-776-00 (Black Only)	Wall Mount Single outer door distribution unit with lockable network compartment door. Bulkhead options available to integrate (4) FTM modules or (4) CT-X cassettes.	14"W x 13.95"H x 4.3"D	11 lbs.	16 Gauge Powder Coat Steel	(4) CT-X Cassettes or (4) FTM Modules
045-776-10	Enclosure with Standard Bulkhead Bracket				
072-281-10	CT-X Kit				

Shown with optional CT-X Cassettes




 SPECS

Wall Mount Signature Series FWM-8X-BK (ML-64)

045-780-00 (Black Only)	Wall Mount Single outer door distribution unit with lockable network compartment door. Bulkhead options available to integrate (8) FTM modules or (8) CT-X cassettes.	14"W x 13.95"H x 7.51"D	12 lbs.	16 Gauge Powder Coat Steel	(8) CT-X Cassettes or (8) FTM Modules
045-780-10	Enclosure with Standard Bulkhead Bracket				
045-780-20	Box with CT-X Bracket				

Shown with optional CT-X Cassettes (045-813-40)



 SPECS

Wall Mount Signature Series FWM-12X-BK (ML-65)

045-794-00 (Black Only)	Wall Mount Single outer door distribution unit with lockable network compartment door. Bulkhead options available to integrate (12) FTM modules or (12) CT-X cassettes.	24"W x 23"H x 7.66"D	15 lbs.	16 Gauge Powder Coat Steel	(12) CT-X Cassettes or (12) FTM Modules
045-794-10	Enclosure with Standard Bulkhead Bracket				
045-794-20	Box with CT-X Bracket				


*Bulkheads not included unless noted. Must be specified at time of order.

Wall Mount Fiber Enclosure

 gomultilink.com/categories/wall-mount




Standard Single Outer Door Fiber Distribution Units



SPECS

STOCK ID	DESCRIPTION	DIMENSIONS	PANELS	MATERIAL	CAPACITY	
Standard Single Outer Door FDU FWM-1X (ML-32)						
045-164-10	FWM-1X-BK, Black	Compact indoor wall mount enclosure for inter connectivity and termination of optical fibers	6.30"H x 5.50"W x 1.57"D	(1) Multilink Adapter Panels (see individual panel capacities)	18 Gauge Powder Coated Steel	(1) Fiber Spool
045-164-11	FWM-1X-OW, Off White					



SPECS

Standard Single Outer Door FDU FWM-1X-SP (ML-33)						
045-187-10	FWM-1X-SP-BK, Black	Compact indoor wall mount enclosure for inter connectivity and termination of optical fibers	6.30"H x 5.50"W x 1.57"D	(1) Multilink Adapter Panel (see individual panel capacities)	18 Gauge Powder Coated Steel	(12) Single Splice Holder
045-187-11	FWM-1X-SP-OW, Off White					
045-349-20	FWM-1X-SP-EXT, Black					
046-025-10	FWM-2X-SP-BK, Black	6.30"H x 5.50"W x 2.5"D	(2) Panels			



SPECS

DIN Rail Mounting Kit					
072-188-20	Black	Din rail mounting kit (compatible w/ FWM-1X)	6.30"H x 5.50"W x 1.57"D		



SPECS

STOCK ID	DESCRIPTION	DIMENSIONS	WEIGHT	MATERIAL	CAPACITY	
Standard Single Outer Door FDU FWM-2X-PH (ML-35)						
045-178-10	Black	Compact indoor wall mount enclosure for inter connectivity and termination of optical fiber	10"H x 8.22"W x 3.81"D	15 lbs.	16 Gauge Powder Coated Steel	(2) Multilink Adapter Panels
045-178-11	Off White					

*Adapter Panels Not Included In Units

Wall Mount Fiber Enclosures – Splice Series Indoor

 gomultilink.com/categories/wall-mount



Splice Tray Management & Storage Units




 SPECS

STOCK ID	DESCRIPTION	DIMENSIONS	WEIGHT	MATERIAL	SPLICE TRAY
Wall Mount Fiber Enclosure FWE-288-XH					
045-063-10 (Black Only)	Economy 288 port wall mount unit, double door	17"H x 21.2"W x 5"D	23 lbs.	16 Gauge Powder Coat Steel	(12) 2000-SSTA or 2020-SSTP



 SPECS

Wall Mount Fiber Enclosure FWM-4 FWE-288-XH X-LC (Single Door) (ML-67)					
045-771-10 (Black Only)	Economy 288 port wall mount unit with drop down door	17.3"H x 22.5"W x 5"D	23 lbs.	16 Gauge Powder Coat Steel	(12) 2000-SSTA or 2020-SSTP



 SPECS

Wall Mount Fiber Enclosure OSE 384/576					
045-009-10 / OSE 384/576 (Black)	Wall mounted central splicing and cable management enclosure	32"H x 30"W x 15.25"D	47 lbs.	.080" Aluminum	(16) 4048-SSTP or (16) 4072-SSTP
045-009-11 / OSE 384/576 (Off White)					

*Splice Trays and Fiber Not Included In Units

Wall Mount Fiber Enclosures – Splice Series Outdoor


 gomultilink.com/categories/wall-mount



Splice Tray Management & Storage Units



STOCK ID	DESCRIPTION	DIMENSIONS	MATERIAL	CAPACITY	SPLICE TRAY
Wall Mount Fiber Enclosure FWM-0X-N1-3					
045-139-10 (Beige Only)	Wall mount splice tray storage and distribution unit with padlockable and removable outer door. 3 Splice trays included.	17.5"H x 9"W x 4"D	16 Gauge Powder Coat Steel	(3) Splice Trays	1120-SSTP 1120-SSTA



Wall Mount Fiber Enclosure FWM-8184					
045-706-10 (Beige Only w/ 1 4048 Splice Tray)	Wall mount splice tray storage and distribution unit with screw-down, removable outer door.	19.15"H x 8.25"W x 4"D <i>(excluding mounting bracket)</i>	16 Gauge Powder Coat Steel	(4) Splice Trays	(4) 4048-SSTP
Wall Mount Fiber Enclosure FWM-8204					
045-751-10 (Beige Only w/ 4 4072 Splice Trays)	Wall mount splice tray storage and distribution unit with screw-down, removable outer door.	21.15"H x 8.25"W x 4"D <i>(excluding mounting bracket)</i>	16 Gauge Powder Coat Steel	(4) Splice Trays	(4) 4072-SSTP



Wall Mount Fiber Enclosure FWM-2X-N1 (with termination panel) (ML-22)					
Wall Mount Fiber Enclosure FWM-0X-N1 (without termination panel) (ML-22)					
Wall Mount Fiber Enclosure ICM-2X (optional termination panel) (ML-22)					
10-4870 - FWM-2X-N1 (Beige Only)	NEMA Type 1 – Wall mount distribution unit with lockable and removable single outer door. Available as a 2 panel termination and splice unit or splice-only unit	17.5"H x 9"W x 4"D	16 Gauge Powder Coat Steel	(2) Panels	(2) 1120-SSTP (4 trays if no termination panel unit used)
10-9867 - FWM-0X-N1 (Beige Only)					
10-7812 - ICM-2X (Beige Only)					

Wall Mount Fiber Enclosures – Splice Series NEMA 4

 gomultilink.com/categories/wall-mount



Splice Tray Management & Storage Units

STOCK ID	DESCRIPTION	DIMENSIONS	MATERIAL	FIBER CAPACITY	SPLICE TRAY CAPACITY
Wall Mount Fiber Enclosure – Splice Series NEMA 4					
020-173-10	NEMA 4 Splice Enclosure, 72 fiber with 3 trays	14.13"H x 12.26" W x 6.13"D	Impact and Weather Resistant Plastic	96	(4) 4048-SSTP
020-173-11	NEMA 4 Splice Enclosure, 24 fiber with 1 tray				(4) 4048-SSTP
Wall Mount Fiber Enclosure – Splice Series NEMA 4					
020-173-12	NEMA 4 Splice Enclosure, 96 fiber with 4 trays	14.13"H x 12.26"W x 6.13"D	Impact and Weather Resistant Plastic	96	(4) 4048-SSTP
Wall Mount Fiber Enclosure – Splice Series NEMA 4					
020-167-20	NEMA 4 Splice Enclosure, 144 fiber with 4 trays	16"H x 14.5"W x 8"D	Impact and Weather Resistant Plastic	144	(4) 4072-SSTP
020-167-30	NEMA 4 Splice Enclosure, 144 fiber with 4 trays (2) 2" terminal adapters & (2) strain relief				(4) 4072-SSTP



Wall Mount Fiber Enclosures – NEMA 4 Metal

 gomultilink.com/categories/wall-mount



Outdoor Style Fiber Distribution Units



Wall Mount Fiber Enclosure NEMA 4 FWM-2X-N4D (ML-23)

STOCK ID	DESCRIPTION	DIMENSIONS	MATERIAL	CAPACITY	SPLICE TRAY	COMPLIANCES
045-060-10 (Beige Only)	Wall mount single outer door distribution unit with lockable network compartment door and 2 termination panel capacity	14"H x 15"W x 8.1"D	.08" Powder Coated Aluminum	(2) Panels	(2) 1120-SSTP	NEMA Type 1, 4 (Mounting kit required for NEMA 4 compliance)



Wall Mount Fiber Enclosure NEMA 4 FWM-4X-N4D (ML-24)

STOCK ID	DESCRIPTION	DIMENSIONS	MATERIAL	CAPACITY	SPLICE TRAY	COMPLIANCES
045-080-10 (Beige Only)	Wall mount single outer door distribution unit with lockable network compartment door and 4 termination panel capacity	16"H x 17"W x 9.1"D	.08" Powder Coated Aluminum	(4) Panels	(4) 2000-SSTA (4) 1120-SSTP	NEMA Type 1, 4 (Mounting kit required for NEMA 4 compliance)



Wall Mount Fiber Enclosure NEMA 4 FWM-12X-N4D (ML-25)

STOCK ID	DESCRIPTION	DIMENSIONS	MATERIAL	CAPACITY	SPLICE TRAY	COMPLIANCES
045-042-10 (Beige Only)	Wall mount single outer door distribution unit with lockable network compartment door and 12 termination panel capacity	20"H x 21.2"W x 11.3"D	.08" Powder Coated Aluminum	(12) Panels	(6) 3000-SSTA	NEMA Type 1, 4 (Mounting kit required for NEMA 4 compliance)



Fiber Hand-off Enclosure

STOCK ID	DESCRIPTION	DIMENSIONS	MATERIAL	CAPACITY	SPLICE TRAY	COMPLIANCES
046-171-10	Enclosure with MPO bracket	19.67"H x 15.33"W x 5.88"D	.08" Powder Coated Aluminum	(3) Panels	(3) 4048-SSTP	NEMA 4
046-171-15	Enclosure with splice tray					

*Adapter Panels, Fiber and Splice Trays not included in units

Cable Management

 gomultilink.com/categories/fiber-distribution-units/cable-management



Cable Management















	STOCK ID	DESCRIPTION	DIMENSIONS	MATERIAL	WEIGHT
Vertical Cable Manager					
	10-4154	Double Sided, Side Mount/Front & Rear. Brackets are on one side only.	83"H x 4"W x 5"D	High Grade Polymer	13 lbs.
	10-4155	Center Mount/Front & Rear. Brackets are on both sides.	83"H x 4"W x 5"D	High Grade Polymer	13 lbs.
	10-4156	Double Sided, Side Mount/Front & Rear. Brackets are on one side only.	83"H x 4"W x 5"D	High Grade Polymer	7 lbs.
Horizontal Cable Manager					
	10-4164	Double Sided Horizontal Cable Manager, for Standard 19" Rack.	1.5"H x 19"W x 3"D	High Grade Polymer	2 lbs.
	10-4165	Single Sided Horizontal Cable Manager, for Standard 19" Racks.	1.5"H x 19"W x 2"D	High Grade Polymer	2 lbs.
	10-4160	Single Sided Horizontal Cable Manager, for Standard 19" Rack.	3"H x 19"W x 3"D	High Grade Polymer	3 lbs.
	10-4158	Single Sided Horizontal Cable Manager, for Standard 19" Rack.	4"H x 19"W x 5"D	High Grade Polymer	7 lbs.

Cable Management

 gomultilink.com/categories/fiber-distribution-units/cable-management



Cable Management









	STOCK ID	DESCRIPTION	DIMENSIONS	MATERIAL	WEIGHT
Horizontal Cable Manager					
 	10-4162	Double Sided Horizontal Cable Manager, for Standard 19" Rack.	1.5"H x 19"W x 3"D	High Grade Polymer	5 lbs.
 	10-4163	Double Sided Horizontal Cable Manager, for Standard 19" Rack.	1.5"H x 19"W x 2"D	High Grade Polymer	3.5 lbs.
 	10-4161	Double Sided Horizontal Cable Manager, for Standard 19" Rack.	3"H x 19"W x 3"D	High Grade Polymer	8 lbs.
 	10-4159	Double Sided Horizontal Cable Manager, for Standard 19" Rack.	3"H x 19"W x 3"D	High Grade Polymer	10.5 lbs.
 	10-5437	Double Sided Horizontal Cable Manager, brackets are on both sides.	3"H x 19"W x 3"D	High Grade Polymer	10 lbs.
 	10-4157	Double Sided Horizontal Cable Manager, for Standard 19" Rack.	4"H x 19"W x 5"D	High Grade Polymer	13 lbs.
 	10-4166	Double Sided Horizontal Cable Manage For Standard 19" Rack with Special Strain Relief Bracket	3"H x 19"W x 3"D	High Grade Polymer	11 lbs.

Splice Trays

 gomultilink.com/categories/patch-splice-modules/splice-trays



Splice Trays












	STOCK ID	DESCRIPTION	DIMENSIONS	MATERIAL	WEIGHT	CAPACITY
 <p>Splice Tray 1120-SSTA</p>	70902K	12 Single Fusion Splice Tray	6.5"L x 4.75"W x 0.5"D	Aluminum	0.35 lbs.	12 Single Fusion Splices 8 Mechanical Splices or 48 Mass Fused Fibers
	<p></p>					
 <p>Splice Tray 2000-SSTA</p>	70506K	24 Single Fusion Splice Tray	11.75"L x 4"W x 0.5"D	Aluminum	0.65 lbs.	24 Single Fusion Splices, 16 Mechanical Splices, or 96 Mass Fused Fibers
	<p></p>					
 <p>Splice Tray 2020-SSTP</p>	70709K	24 Single Fusion Splice Tray	12.25"L x 4"W x 0.5"D	Aluminum Top, Plastic Base	0.54 lbs.	24 Single Fusion Splices, 16 Mechanical Splices, or 96 Mass Fused Fibers
	<p></p>					
 <p>Splice Tray 3000-SSTA</p>	70505K	24 Single Fusion Splice Tray	7.75"L x 6"W x 0.5"D	Aluminum	0.54 lbs.	24 Single Fusion Splices, 16 Mechanical Splices, or 96 Mass Fused Fibers
	<p></p>					

Splice Trays

 gomultilink.com/categories/patch-splice-modules/splice-trays



Splice Trays











	STOCK ID	DESCRIPTION	DIMENSIONS	MATERIAL	WEIGHT	CAPACITY
 	Splice Tray 612-SSTP 065-209-10	12 Single Fusion Splice Tray	6"L x 2.75"W x 0.75"D	Plastic	0.35 lbs.	12 Single Fusion Splices
 	Splice Tray 1120-SSTP 072-059-10	12 Single Fusion Splice Tray	6.5"L x 5.13"W x 0.5"D	Plastic	0.65 lbs.	12 Single Fusion Splices, 8 Mechanical Splices or 48 Mass Fused Fibers
 	Splice Tray 1124-SSTP 072-059-20	12 Single (24 Dual Stacked) Fusion Splice Tray	6.5"L x 5.13"W x 0.5"D	Plastic	0.65 lbs.	12 Single Fusion Splices (24 Double Stacked), 8 Mechanical Splices or 48 Mass Fused Fibers
 	Splice Tray 3030-SSTP 70706K	24 Single Fusion Splice Tray	8.25"L x 5.75"W x 0.5"D	Plastic	0.54 lbs.	24 Single Fusion Splices, 16 Mechanical Splices or 96 Mass Fused Fibers
 	Splice Tray 4048-SSTP 10-8007	24 Single (48 Dual Stacked) Fusion Splice Tray	9.75"L x 4.5"W x 0.5"D	Plastic	0.54 lbs.	24 Single Fusion Splices (48 Double Stacked), 16 Mechanical Splices or 96 Mass Fused Fibers
 	Splice Tray 4072-SSTP 065-001-10	36 Single (72 Dual Stacked) Fusion Splice Tray	10.75"L x 5.75"W x 0.5"D	Plastic	.60 lbs.	36 Single Fusion Splices (72 Double Stacked), 24 Mechanical Splices or 144 Mass Fused Fibers

Fiber Accessories

 gomultilink.com/categories/accessories-maintenance/fiber-accessories



Fiber Management Spools


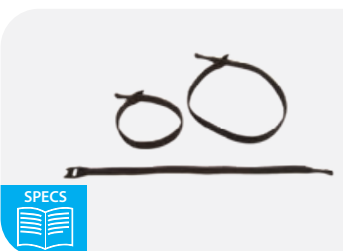

STOCK ID	DESCRIPTION	BEND RADIUS	OVERALL SIZE	MOUNTING	MATERIAL/ COLOR	UOM
Round Spool						
 	999124 Round Spool	1.50"	1.30"H x Ø3.00" Spool x Ø4.70" Flange	2x Ø0.21" Mounting Holes	Plastic/Blue	Each
Half Round Spool						
 	10-7766 Half Round Spool (2 pcs shown)	1.25"	1.36"H x Ø2.50" Spool x Ø3.50" Flange	1x Ø0.16" Mounting Hole	Plastic/Black	Each
 	10-3621 Half Round Spool (2 pcs shown)	1.75"	2.75"H x Ø3.50" Spool x Ø4.50" Flange	2x Ø0.356" x 0.50" Slot, both ends 1x Ø0.125" x 0.80" Slot, both ends	Plastic/Blue	Each
Slack-N-Roll						
 	649-048-10 Slack-N-Roll Base	1.17"	0.61"H x Ø5.88"	2 x 0.20" Mounting Holes	Plastic/Blue	Each
Spool Bracket						
 	649-101-10 Spool Bracket	1"	0.67"H x 4.92"W x 1.42"D	Ø0.17" Alignment Stud & Ø0.18" Mounting Hole	Plastic/Blue	Each

Fiber Accessories

 gomultilink.com/categories/accessories-maintenance/fiber-accessories



Fiber Management Straps & Ties

	STOCK ID	DESCRIPTION	OVERALL SIZE	MOUNTING	MATERIAL/ COLOR	UOM
	Wire Management Strap					
	99944K	Wire Management Strap	0.63"W x Ø1.50" max.	Pressure sensitive adhesive	Velcro® brand, black	50 pieces/pack
	Wire Management Loop Tie					
	990000000FUT8AK	Wire Management Loop Tie, 8" Length	0.50"W x 8.0"L	N/A	Velcro® brand, black	25 pieces/pack
	Heavy Duty Cinch Tie					
	999119	Heavy Duty Cinch Tie, 12"	0.75"W x 12.0"L	N/A	Velcro® brand strap w/plastic buckle, black	Each
	999120	Heavy Duty Cinch Tie, 18"	0.75"W x 18.0"L	N/A	Velcro® brand strap w/plastic buckle, black	Each



Not All Products Meet Our Quality Standards

At Multilink, many of our original products and ideas get left on the cutting room floor, and that's perfectly fine with us. We focus on delivering dependability through the measures we take in quality control.

We believe that transparency is the best way to make quality happen; if people know how our production process works, they have a better idea of how good of a job we do. And since we always do a good job, what do we have to hide?

Multilink's product creation system is based on ISO 9000 international quality assurance standards. ISO 9000 focuses on seven quality management principles: customer focus, relationship management, evidence-based decision making, improvement, process approach, engagement of people, and leadership.

But our high standards extend beyond that, and custom-tailored products are one of the ways we follow through on that promise. Multilink's standard products have been designed to meet all your needs out of the gate, but we understand that today's tele-

communications companies face unique challenges and requirements.

Don't see what you need in our current lineup? We'll work directly with you to configure any of our goods to meet your exact specifications. Our engineers and designers follow all custom products through the planning, manufacturing, and finishing processes to ensure everything is built and works correctly.

As with any quality check, it's about the details and those details are critical when it comes to fiber. Meeting the demands of fiber optics standards, our fiber department provides various tests such as insertion loss and return loss on each fiber pigtail prior to shipping. Detailed results are printed and provided with every order.

Anyone who visits [GoMultilink.com](https://www.multilink.com) will see Eugene, another tool that helps us fulfill our commitment to

quality. Eugene is a virtual chat assistant who lives in the bottom-right corner of our website. He helps answer our customers' questions about Multilink's products and services and can even put visitors directly in touch with one of our product specialists or customer sales representatives.

Our interactive on-line fiber assembly configurator shows how your assemblies will look and function before we even build them, providing you with further clarity and control over our step-by-step production process. This tool is great for pitching and planning new network development projects.

Having an overarching commitment to quality certainly isn't easy, and it's disappointing that some products never see the light of day, but the good outweighs the bad. Our items can only function properly if we hold them and ourselves to high expectations, which means that some of them will be left behind. Others require small tweaks or changes, while even more need to be reworked entirely before they hit the market. But you know what? That's okay because, at the end of the day, we're here to make sure your connections work.

Fiber Deployment Modules


Our engineers have designed a series of patch and splice modules to complement our line of patch panels. These modules can be installed quickly and offer safe, efficient cable storage and termination. All of our Fiber Deployment Modules (FDM) are manufactured in-house and built to Telcordia and Six Sigma Standards. Our FDM kits are incredibly flexible, allowing you to easily upgrade or add on to an existing wall and rack mount configuration. Choose from one of our standard options or customize your module to fit your network's needs.

- » Patch and splice in one cassette
- » Intuitive fiber storage
- » Easily installed for upgrades
- » MPO versions available


 gomultilink.com/categories/patch-splice-modules



EFFICIENT DESIGN | PATCH & SPLICE IN ONE | CUSTOMIZABLE



Fiber Deployment Modules – CT-X

MPO configurations are available by special order, if noted. 


 gomultilink.com/categories/patch-splice-modules



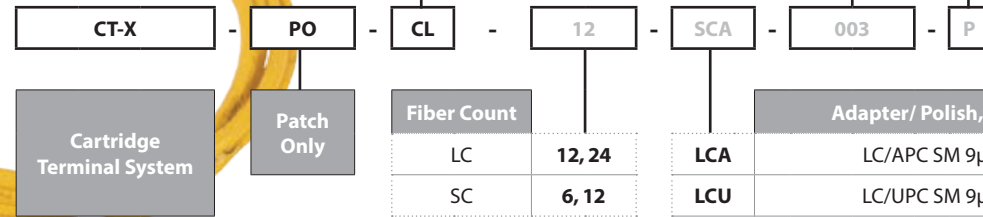
CT-X Patch Only



The CT-X Patch Only is designed to house 12 adapters along the front of the cassette and a pigtail in the rear to allow patch capabilities.




Ordering Information



Fiber Count	
LC	12, 24
SC	6, 12

Adapter/Polish, Fiber	
LCA	LC/APC SM 9µm
LCU	LC/UPC SM 9µm
SCA	SC/APC SM 9µm
SCU	SC/UPC SM 9µm
LC1	LC/PC OM1 62.5µm
LC2	LC/PC OM2 50µm
LC3	LC/PC OM3 50µm
LC4	LC/PC OM4 50µm
SC1	SC/PC OM1 62.5µm
SC2	SC/PC OM2 50µm
SC3	SC/PC OM3 50µm
SC4	SC/PC OM4 50µm

Fiber Deployment Modules – CT-X

MPO configurations are available by special order, if noted. 


 gomultilink.com/categories/patch-splice-modules



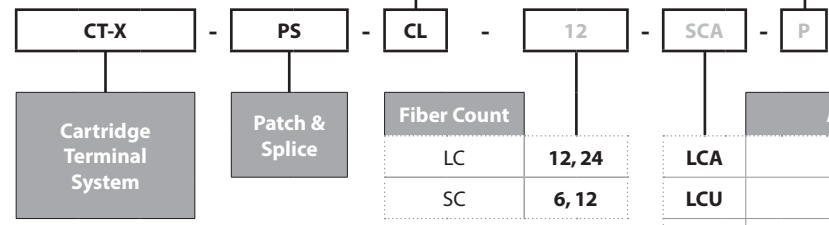
CT-X Patch & Splice



An integrated splice chip holder, capable of housing 12 fusion splices (24 for LC), is designed within the CT-X Patch & Splice cassette for easy splicing.




Ordering Information



Adapter/ Polish, Fiber	
LCA	LC/APC SM 9µm
LCU	LC/UPC SM 9µm
SCA	SC/APC SM 9µm
SCU	SC/UPC SM 9µm
LC1	LC/PC OM1 62.5µm
LC2	LC/PC OM2 50µm
LC3	LC/PC OM3 50µm
LC4	LC/PC OM4 50µm
SC1	SC/PC OM1 62.5µm
SC2	SC/PC OM2 50µm
SC3	SC/PC OM3 50µm
SC4	SC/PC OM4 50µm

Fiber Deployment Modules – CT-X

MPO configurations are available by special order, if noted. 


 gomultilink.com/categories/patch-splice-modules



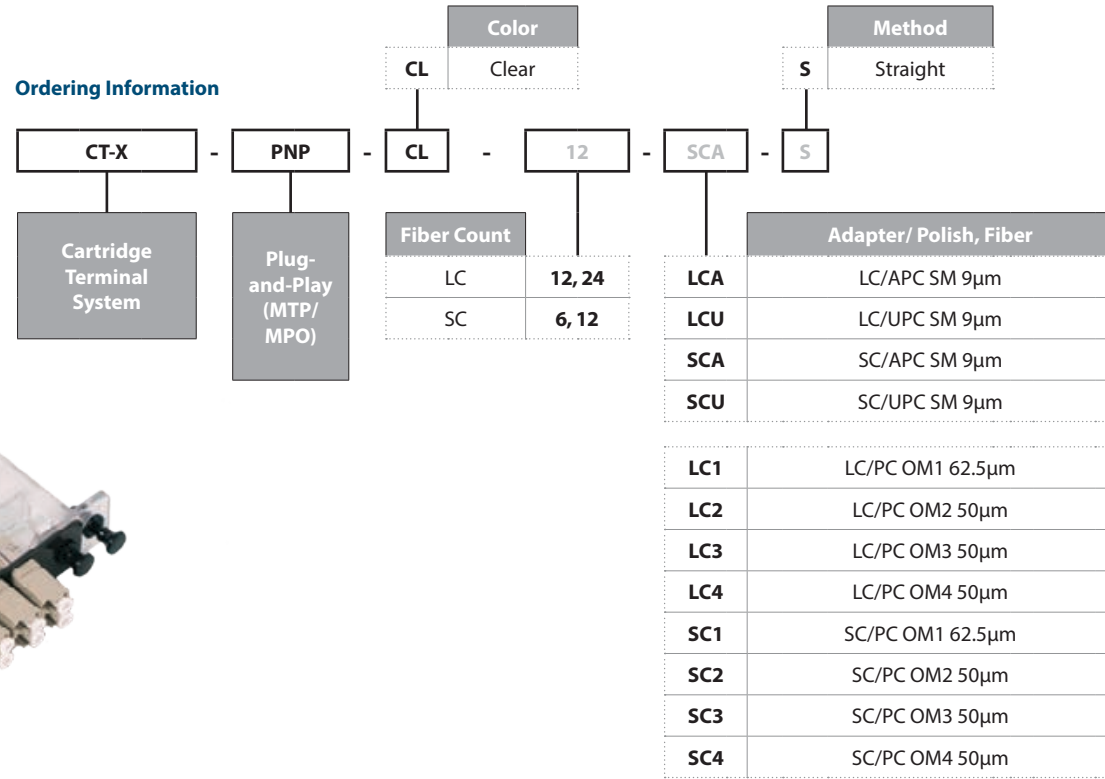
CT-X MTP (male pinned)




Designed for plug-and-play capability with 1 or 2 MPO's on rear of cassette.



Ordering Information



Fiber Deployment Modules – CT-X

MPO configurations are available by special order, if noted. 


 gomultilink.com/categories/patch-splice-modules



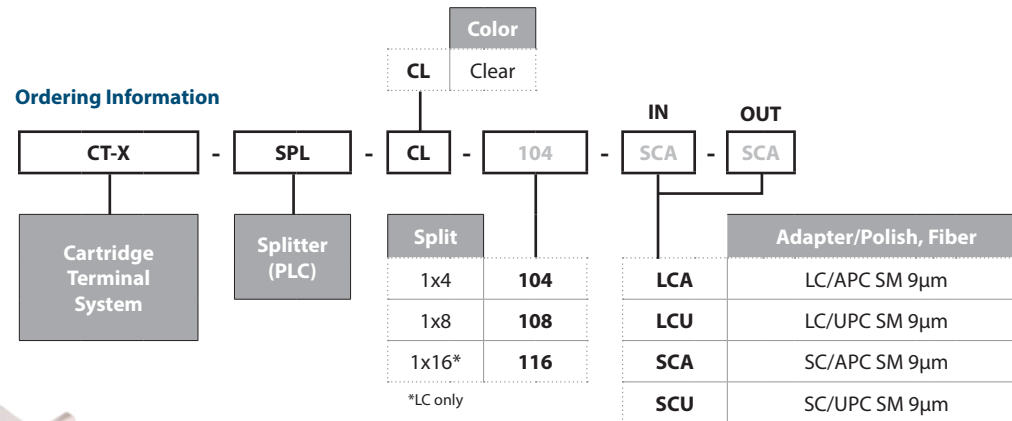
CT-X Splitter



Splitters are easily integrated into the cassette, offering 1x4, 1x8, and 1x16 split options.



Ordering Information




Splitter Specifications (typical)

Operating Wavelength (nm) 1260~1650nm

	Insertion Loss	Return Loss	Directivity
1x4	≤7.4 dB	≥55 dB	≥55 dB
1x8	≤10.3 dB		
1x16	≤13.8 dB		

Fiber Deployment Modules – Fiber Termination Modules

MPO configurations are available by special order, if noted. 

 gomultilink.com/products/ftm



Pigtail Version



Fiber Termination Modules / FTMs

FTM Modules are designed to fit in rack mount enclosures to offer patch, plug-and-play and splice options.



MTP Version



Splice Version



Ordering Information

FTM	-	-	-	-
Fiber Termination Module	Number of Adapters	Front Adapter Type	Fiber Type	Back Adapter Type
	06*	SC/UPC	SM, 9/125µm	P* Pigtail Version Includes * length in meters of OFNR Distribution Jacketed Fiber type per adapter type.
	12	SC/APC	SM, 9/125µm	
	24**	LC/UPC	SM, 9/125µm	
	*SC Only	SC/PC50	MM, 50/125µm (OM2)	M1 or M2 MTP Version Includes 1 or 2 MTP adapters in back connected to adapters in front with fiber type per adapter type. M1=1-12 Adapters M2=13-24 Adapters
	**LC Only	SC/PC62	MM, 62.5/125µm (OM1)	
		SC/PCLO	MM, 50/125µm (OM3) Laser Optimized	S1 Splice Version Includes 1 meter of color coded 900µm fiber connected to adapters in front with fiber type per adapter type.
		LC/PC50	MM, 50/125µm (OM2)	
		LC/PC62	MM, 62.5/125µm (OM1)	SR1 Ribbon Splice Version Includes 1 meter of color coded Ribbon fiber connected to adapters in front with fiber type per adapter.
		LC/PCLO	MM, 50/125µm (OM3) Laser Optimized	

LGX® & 19" Rack Mounting

Fiber optic splitters are becoming more and more common in today's network design and fiber build-outs. Multilink line of splitters are available for rack mount and LGX configurations. Each splitter is terminated and quality tested to ensure it falls within the listed specifications. Our LGX and rack mount splitters are ideal in a data center, head end, and central office. **With so many options available, we have included a configurator below to customize the ideal splitter for your application.**

 gomultilink.com/categories/splitters



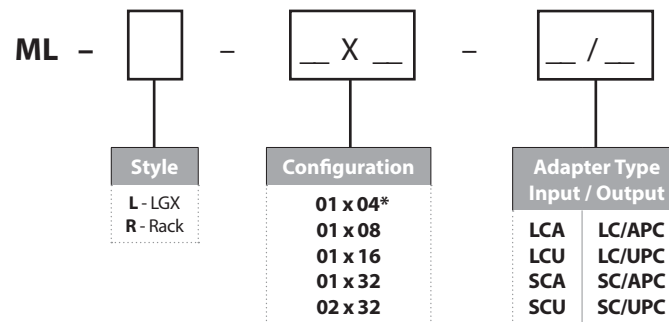
Specifications (typical)

Parameters	1 x 4	1 x 8	1 x 16	1 x 32
Operating Wavelength nm	1260-1650			
Insertion Loss Typ. / max. dB	7.1 / 7.4	10.4 / 10.7	13.6 / 13.9	16.8 / 17.2
Uniformity dB	≤ 0.8	≤ 1.0	≤ 1.4	≤ 1.6
PDL dB	≤ 0.3	≤ 0.3	≤ 0.3	≤ 0.3
Return Loss dB	≥ 55	≥ 55	≥ 55	≥ 55
Directivity dB	≥ 55	≥ 55	≥ 55	≥ 55
Maximum Input Power mW	250			
Operation Temperature C°	-40 ~ +85			
Storage Temperature C°	-40 ~ +85			
Small Form Dimensions mm	4 x 7 x 60		6 x 19 x 100	
Reggeized Cassette Dimensions mm	8 x 80 x 100		16 x 80 x 136	18 x 114 x 140
LGX Module Dimensions mm Standard LC & SC Adapters Compact LC Adapters Only	129 x 125 x 28	129 x 125 x 28	129 x 125 x 56 129 x 125 x 28	129 x 125 x 112 129 x 125 x 56
19" Rack Mount Dimensions mm (width x depth x height) in (width x depth x height)	N/A		431 x 235 x 44 17 x 9.25 x 1.75	

Operating wavelength is design guaranteed. Above test results measured without connectors.

LGX® (Multilink™) & 19" Rack Mounting

Ordering Information



*Note: 1x4 Configuration not available as rack module. All optical splitters available in several custom configurations and packaging options contact customer service for additional information.



Coupler/Splitter Modules

Our Multilink PLC Small Form Splitters are ideal for use where space is an issue, such as in a terminal where secondary splitting is needed or installed in a splice tray within a standard splice enclosure. In addition, cassette-style splitters are perfect for fiber distribution hubs and rack or wall mount enclosures. **With so many options available, we have included a configurator below to customize the ideal splitter for your application.**

- » PLC Telcordia compliant GR1221
- » Low Insertion Loss (IL) and Low PDL

 gomultilink.com/categories/splitters



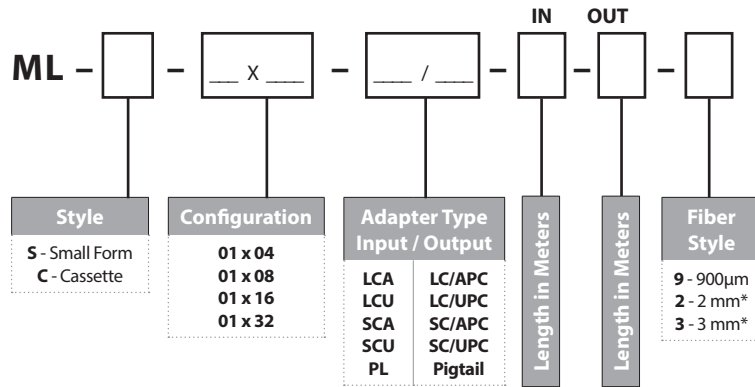
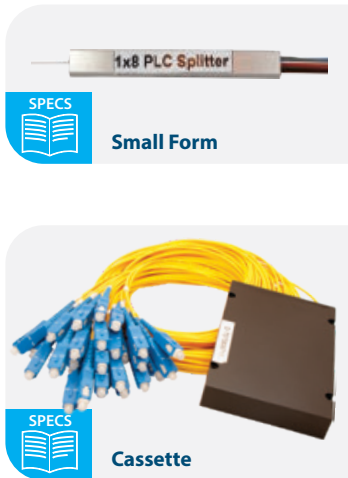
Specifications (typical)

Parameters	1 x 4	1 x 8	1 x 16	1 x 32
Operating Wavelength nm	1260-1650			
Insertion Loss Typ. / max. dB	7.1 / 7.4	10.4 / 10.7	13.6 / 13.9	16.8 / 17.2
Uniformity dB	≤ 0.8	≤ 1.0	≤ 1.4	≤ 1.6
PDL dB	≤ 0.3	≤ 0.3	≤ 0.3	≤ 0.3
Return Loss dB	≥ 55	≥ 55	≥ 55	≥ 55
Directivity dB	≥ 55	≥ 55	≥ 55	≥ 55
Maximum Input Power mW	250			
Operation Temperature C°	-40 ~ +85			
Storage Temperature C°	-40 ~ +85			
Small Form Dimensions mm	4 x 7 x 60		6 x 19 x 100	
Reggeized Cassette Dimensions mm	8 x 80 x 100		16 x 80 x 136	18 x 114 x 140
LGX Module Dimensions mm Standard LC & SC Adapters Compact LC Adapters Only	129 x 125 x 28	129 x 125 x 28	129 x 125 x 56 129 x 125 x 28	129 x 125 x 112 129 x 125 x 56
19" Rack Mount Dimensions mm (width x depth x height) in (width x depth x height)	N/A		431 x 235 x 44 17 x 9.25 x 1.75	

Operating wavelength is design guaranteed. Above test results measured without connectors.

PLC Small Form Splitters

Ordering Information



*Note: 2 & 3 mm fiber available only in Cassette style.

Loaded Adapter Panels

 gomultilink.com/categories/fiber-distribution-units/adapter-panels







	STOCK ID	MODEL #	CONN. TYPE	# OF CONN.	FERRULE	MODE	FIBER POLISH	CONN. COLOR	PLATE COLOR	PLATE CODE
 	10-5458	MST-06-P-BLK	ST	6	Phos. Bronze	MM	PC UPC	Chrome	Black	ST6
	10-5457	MST-06-P-OW							Off White	
	99234K	MST-06-C-BLK	ST	6	Ceramic	SM	Any	Chrome	Black	SM6
	99223K	MST-06-C-OW							Off White	
 	10-9196	MST-12-P-BLK	ST	12	Phos. Bronze	MM	PC UPC	Chrome	Black	ST12
	10-9195	MST-12-P-OW							Off White	
	10-6065	MST-12-C-BLK	ST	12	Ceramic	SM	Any	Chrome	Black	SM12
	10-6177	MST-12-C-OW							Off White	
 	10-5095	MFC-06-P-BLK	FC	6	Phos. Bronze	MM	PC UPC	Chrome	Black	FC
	10-8751	MFC-06-P-OW							Off White	
	10-4744	MFC-06-C-BLK	FC	6	Ceramic	SM	Any	Chrome	Black	FU
	99218CK	MFC-06-C-OW							Off White	
 	065-218-50	MFC-12-P-BLK	FC	12	Phos. Bronze	MM	PC UPC	Chrome	Black	FC
	065-218-51	MFC-12-P-OW							Off White	
	065-218-10	MFC-12-C-BLK	FC	12	Ceramic	SM	Any	Chrome	Black	FU
	065-218-11	MFC-12-C-OW							Off White	
 	065-389-20	MMTP-06-B-BLK	MTP	6	N/A	SM	APC	Black	Black	N/A
	065-389-21	MMTP-06-B-OW							Off White	
 	065-378-20	MMTP-08-B-BLK	MTP	8	N/A	SM	APC	Black	Black	N/A
	065-378-21	MMTP-08-B-OW							Off White	
 	065-389-30	MMTP-06-A-BLK	MTP	6	N/A	MM	PC	Aqua	Black	N/A
	065-389-31	MMTP-06-A-OW							Off White	
 	065-378-30	MMTP-08-A-BLK	MTP	8	N/A	MM	PC	Aqua	Black	N/A
	065-378-31	MMTP-08-A-OW							Off White	

Loaded Adapter Panels

 gomultilink.com/categories/fiber-distribution-units/adapter-panels



	STOCK ID	MODEL #	CONN. TYPE	# OF CONN.	FERRULE	MODE	FIBER POLISH	CONN. COLOR	PLATE COLOR	PLATE CODE
 	10-4810	MSC-06-SM-C-BLK	SC	6	Ceramic	SM	UPC	Blue	Black	SUS
	10-6178	MSC-06-SM-C-OW							Off White	
 	10-1817	MSC-12-SM-C-BLK	SC	12	Ceramic	SM	UPC	Blue	Black	SUD
	10-6181	MSC-12-SM-C-OW							Off White	
 	065-478-10	MSC-06D-SM-C-BLK	SC	6	Ceramic	SM	UPC	Blue	Black	SUD
	065-478-11	MSC-06D-SM-C-OW							Off White	
 	10-4442	MSCA-06-SM-C-BLK	SC	6	Ceramic	SM	APC	Green	Black	SAS
	99222K	MSCA-06-SM-C-OW							Off White	
 	10-5327	MSCA-12-SM-C-BLK	SC	12	Ceramic	SM	APC	Green	Black	SAD
	99224K	MSCA-12-SM-C-OW							Off White	
 	065-479-10	MSCA-06D-SM-C-BLK	SC	6	Ceramic	SM	APC	Green	Black	SAD
	065-479-11	MSCA-06D-SM-C-OW							Off White	
 	10-9995	MSC-06-MM-P-BLK	SC	6	Phos. Bronze	MM	PC	Beige	Black	SCS
	10-9996	MSC-06-MM-P-OW							Off White	
 	10-5535	MSC-12-MM-P-BLK	SC	12	Phos. Bronze	MM	PC	Beige	Black	SCD
	065-518-10	MSC-12-MM-P-OW							Off White	
 	065-477-10	MSC-06D-MM-P-BLK	SC	6	Phos. Bronze	MM	PC	Beige	Black	SCD
	065-477-11	MSC-06D-MM-P-OW							Off White	
 	065-242-10	MSCG-6-MM-P-BLK	SC 10 GIG	6	Phos. Bronze	MM	PC	Aqua	Black	SGS
	065-242-11	MSCG-6-MM-P-OW							Off White	

Loaded Adapter Panels

 gomultilink.com/categories/fiber-distribution-units/adapter-panels









	STOCK ID	MODEL #	CONN. TYPE	# OF CONN.	FERRULE	MODE	FIBER POLISH	CONN. COLOR	PLATE COLOR	PLATE CODE
 	065-243-10	MSCG-12-MM-P-BLK	SC 10 GIG	12	Phos. Bronze	MM	PC	Aqua	Black	SGD
	065-243-11	MSCG-12-MM-P-OW							Off White	
 	065-480-10	MSCG-6D-MM-P-BLK	SC 10 GIG	6	Phos. Bronze	MM	PC	Aqua	Black	SGD
	065-480-11	MSCG-6D-MM-P-OW							Off White	
 	10-9709	MLCD-12-SM-C-BLK	LC	12	Ceramic	SM	UPC	Blue	Black	LCUD
	10-9710	MLCD-12-SM-C-OW							Off White	
 	065-244-10	MLCQ-24-SM-C-BLK	LC	24	Ceramic	SM	UPC	Blue	Black	LCUQ
	065-244-11	MLCQ-24-SM-C-OW							Off White	
 	10-9123	MLCDA-12-SM-C-BLK	LC	12	Ceramic	SM	APC	Green	Black	LCAD
	065-508-10	MLCDA-12-SM-C-OW							Off White	
 	065-420-10	MLCQA-24-SM-C-BLK	LC	24	Ceramic	SM	APC	Green	Black	LCAQ
	065-420-11	MLCQA-24-SM-C-OW							Off White	
 	10-3626	MLCD-12-MM-P-BLK	LC	12	Phos. Bronze	MM	PC	Beige	Black	LCPD
	10-3627	MLCD-12-MM-P-OW							Off White	
 	065-225-10	MLCQ-24-MM-P-BLK	LC	24	Phos. Bronze	MM	PC	Beige	Black	LCPQ
	065-225-11	MLCQ-24-MM-P-OW							Off White	
 	065-245-10	MLCDG-12-MM-P-BLK	LC 10 GIG	12	Phos. Bronze	MM	PC	Aqua	Black	LCGD
	065-245-11	MLCDG-12-MM-P-OW							Off White	
 	065-246-10	MLCQG-24-MM-P-BLK	LC 10 GIG	24	Phos. Bronze	MM	PC	Aqua	Black	LCGQ
	065-246-11	MLCQG-24-MM-P-OW							Off White	

Blank Adapter Panels

 gomultilink.com/categories/fiber-distribution-units/adapter-panels

















	STOCK ID	DESCRIPTION
A	065-387-10	SC Simplex Panel Plug
B	065-388-10	SC Duplex Panel Plug
C	065-765-10	SC Simplex Panel Plug (Flangeless)
D	065-766-10	LC Duplex Panel Plug
E	065-767-10	ST Panel Plug

	STOCK ID	MODEL #	CONN. TYPE	# OF CONN.	PLATE COLOR
	10-6061	MSCB-06-BB-BLK	SC	6	Black
	10-6063	MSCB-06-BB-OW			Off White
	065-390-10	MSCG-12-MM-P-BLK	SC Duplex or LC Quad	3	Black
	065-390-11	MSCG-12-MM-P-OW			Off White
	10-5534	MSCBH-03-NB-BLK	SC Duplex or LC Quad	6	Black
	10-8187	MSCBH-03-NB-OW			Off White
	10-5455	MSTA-03-BB-BLK	ST	6	Black
	10-5450	MSTA-03-BB-OW			Off White
	10-9188	MSTA-12-BB-BLK	ST	12	Black
	10-9189	MSTA-12-BB-OW			Off White
	10-4610	MLCD-03-NB-BLK	LC Duplex	6	Black
	10-4609	MLCD-03-NB-OW			Off White

Blank Adapter Panels

 gomultilink.com/categories/fiber-distribution-units/adapter-panels








	STOCK ID	MODEL #	CONN. TYPE	# OF CONN.	PLATE COLOR
 	10-8750	MFCB-03-DB-BLK	FC	6	Black
	10-8752	MFCB-03-DB-OW			Off White
 	065-227-10	MFCB-12-DB-BLK	FC	12	Black
	065-227-11	MFCB-12-DB-OW			Off White
 	065-354-10	MKJB-04-NB-BLK	Keystone	4	Black
	065-354-11	MKJB-04-NB-OW			Off White
 	065-862-10	MKJB-06-NB-BLK	Keystone	6	Black
 	065-389-10	MTP-06-BK	LC	6	Black
	065-389-11	MTP-06-OW			Off White
 	065-378-10	MTP-08-BK	MTP	8	Black
	065-378-11	MTP-08-OW			Off White
 	10-7666	MFMB-600BB-BLK	-	0	Black
	10-7668	MFMB-600BB-OW			Off White

Fiber Optic Adapters

 gomultilink.com/categories/fiber-connectivity/adapters










	STOCK ID	TYPE	FIBER POLISH	MODE	SLEEVE MATERIAL	COLOR	FOOT PRINT
	99306	ST	Any	MM	Phos. Bronze	Chrome	Any
	99307	ST		SM	Ceramic		
	99309	FC	Any	MM	Phos. Bronze	Chrome	FC
	99310	FC		SM	Ceramic		
	10-1688	MTRJ	PC	MM or SM	N/A	Black	MTRJ
	99304	SC Simplex	UPC	SM	Ceramic	Blue	SC Simplex
	10-5513	SC Duplex	UPC	SM	Ceramic	Blue	SC Duplex
	10-3642	SC Simplex	APC	SM	Ceramic	Green	SC Simplex

	STOCK ID	TYPE	FIBER POLISH	MODE	SLEEVE MATERIAL	COLOR	FOOT PRINT
	10-5378	SC Duplex	APC	SM	Ceramic	Green	SC Duplex
	10-5382	SC Simplex	PC	MM	Phos. Bronze	Beige	SC Simplex
	99302	SC Simplex 10 GIG	PC	MM	Phos. Bronze	Aqua	SC Simplex
	065-236-10	SC Simplex 10 GIG	MTP	MM	Phos. Bronze	Aqua	SC Simplex
	065-237-10	SC Duplex 10 GIG	PC	MM	Phos. Bronze	Aqua	SC Duplex

Fiber Optic Adapters

 gomultilink.com/categories/fiber-connectivity/adapters



	STOCK ID	TYPE	FIBER POLISH	MODE	SLEEVE MATERIAL	COLOR	FOOT PRINT
	10-4605	LC Duplex	UPC	SM	Ceramic	Blue	LC Duplex
	065-607-10	LC Duplex	UPC	SM	Ceramic	Blue	SC Simplex
	065-239-10	LC Quad	UPC	SM	Ceramic	Blue	SC Duplex
	065-414-10	LC Duplex	APC	SM	Ceramic	Green	LC Duplex
	065-597-10	LC Duplex	APC	SM	Ceramic	Green	SC Simplex
	065-419-10	LC Quad	APC	SM	Ceramic	Green	SC Duplex
	10-9711	LC Duplex	PC	MM	Phos. Bronze	Beige	LC Duplex

	STOCK ID	TYPE	FIBER POLISH	MODE	SLEEVE MATERIAL	COLOR	FOOT PRINT
	065-204-10	LC Duplex	PC	MM	Phos. Bronze	Beige	SC Simplex
	065-238-10	LC Quad	PC	MM	Phos. Bronze	Beige	SC Duplex
	065-240-10	LC Duplex 10 GIG	PC	MM	Phos. Bronze	Aqua	SC Simplex
	065-241-10	LC Quad 10 GIG	PC	MM	Phos. Bronze	Aqua	SC Duplex
	065-146-10	MTP	APC	SM	N/A	Black	MTP
	065-146-20	MTP	PC	MM	N/A	Aqua	MTP


Fiber Assemblies

Multilink's in-house fiber shop allows us to configure a wide array of fiber optic assemblies with minimal lead times. Options include jumpers, pigtails, and drop cables with standard connectors and adapters (SC, LC, ST, IP) as well as a host of other choices. Our on-line interactive [fiber assembly configurator](#) offers a hands-on approach to help you design your ideal assembly. Included with every assembly is an insertion loss test result so you know how your assembly will perform. Whether you're using them for indoor or outdoor applications, all our assemblies are built using bend-insensitive fiber, end-face geometry testing, and strict ISO 9000 quality management standards.


- » Minimal lead times
- » Extensive customization options
- » Terminated to meet or exceed Telcordia standards
- » Indoor and outdoor applications

 gomultilink.com/categories/fiber-optic-assembly

Multilink[®]
Simply More...



CUSTOM ASSEMBLIES | FAST TURN AROUND | QUALITY TESTED

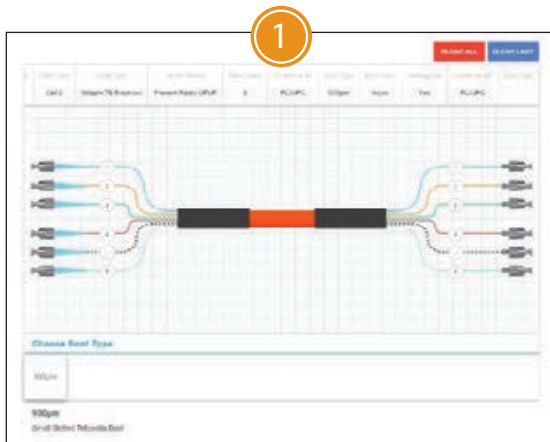


Online Fiber Configurator

 gomultilink.com/fiber-configurator/




Product Configurators: The More Accessible, the Better



Configurators are powerful tools that allow businesses to communicate with customers to create custom-tailored products that fulfill requirements. Gone are the days of complex order forms, tiny mistakes, and long processing times; now, companies with a strong web presence allow the customer to select options directly.


The rise in online visualization technologies is directly tied to the increasing presence of configurators that eliminate user error. As web design has improved, well-crafted websites – even corporate ones – have been built with user experience in mind, so that any-



one can learn their way around them without issue. To cut down on mistakes and frustration, the tools housed on these websites need to be similarly approachable.

That's the philosophy Multilink had in mind when we created our online interactive fiber assembly configurator. This handy tool allows customers to personalize their fiber assemblies, allowing them to select everything from major components such as fiber and connectors all the way down to details such as boot type and color.

The configurator has a number of handy features to make the process as smooth as possible. It illustrates



a picture of what your assembly will look like as you're building it, allowing you to visualize the finished product. Additionally, the configurator is responsive – no matter what combination of components you choose, the configurator will only present you with possible options.

With the aid of this configurator, we are able to boast short lead times and high-quality product. We always produce assemblies in 3-5 days. All assemblies are made to meet or exceed Telcordia standards and tested before they're shipped, ensuring you only receive excellent products with each order.

Pigtails | For Use In Rack And Wall Mount Fiber Distribution Enclosures

MPO configurations are available by special order, if noted. MPO


For GSA / Buy American Compliant Pigtails Please Add (-ML) To The End Of Your Stock ID ex: 10-6415-ML




gomultilink.com/categories/fiber-optic-assembly/pigtails



STOCK ID	CONNECTOR/ POLISH	# OF FIBERS	OVERALL LENGTH (M)
Spiral Wrapped			
10-6415	SC/UPC	6	3
10-6416	SC/UPC	12	3
10-6417	SC/APC	6	3
10-6418	SC/APC	12	3
065-089-10	ST/UPC	6	3
065-090-10	ST/UPC	12	3
065-808-10	LC/UPC	6	3
065-180-10	LC/UPC	12	3
10-8703	FC/UPC	6	3
065-365-10	FC/UPC	12	3
065-810-10	LC/APC	6	3
	LC/APC	12	3
OFNR (Yellow)			
065-370-10	SC/UPC	6	3
065-371-10	SC/UPC	12	3
065-394-10	SC/APC	6	3
065-395-10	SC/APC	12	3
065-374-10	ST/UPC	6	3
065-375-10	ST/UPC	12	3
065-809-10	LC/UPC	6	3
065-396-10	LC/UPC	12	3
065-811-10	LC/APC	6	3
065-437-10	LC/APC	12	3
OFNR (Yellow)			
065-282-10	SC/UPC	12	3
065-523-10	SC/APC	12	3
065-561-10	LC/UPC	12	3




Stock ID Shown:
10-6418



Stock ID Shown:
065-375-10

STOCK ID	CONNECTOR/ POLISH	# OF FIBERS	OVERALL LENGTH (M)
Spiral Wrapped			
065-055-10	SC/PC	6	3
065-228-10	SC/PC	12	3
065-056-10	ST/PC	6	3
065-101-10	ST/PC	12	3
065-812-10	LC/PC	6	3
065-179-10	LC/PC	12	3
065-178-10	FC/PC	6	3
OFNR (Orange)			
065-372-10	SC/PC	6	3
065-373-10	SC/PC	12	3
065-376-10	ST/PC	6	3
065-377-10	ST/PC	12	3
065-813-10	LC/PC	6	3
065-397-10	LC/PC	12	3
OFNR (Aqua)			
065-439-10	SC/PC	6	3
065-438-10	SC/PC	12	3
065-494-10	ST/PC	12	3
065-815-10	LC/PC	6	3
065-487-10	LC/PC	12	3




Stock ID Shown:
065-373-10



Stock ID Shown:
065-487-10

» Point-Of-Purchase Packaging Sale Bags
Include Fiber Cable, Test Data & Labeling

Single Mode Simplex Jumpers

For GSA / Buy American Compliant Pigtails Please Add (-ML) To The End Of Your Stock ID ex: 10-6415-ML 

» Point-Of-Purchase Packaging Sale Bags Include Fiber Cable, Test Data & Labeling

 gomultilink.com/categories/fiber-optic-assembly/jumpers



UPC / Simplex

STOCK ID	#1 CONNECTOR	#2 CONNECTOR	CABLE CORE/CLAD	CABLE JACKET	CABLE COLOR	LENGTH (M)
10-6310	ST/UPC	ST/UPC	9/125µm	2.9-3.0mm	Yellow	1
10-6311	ST/UPC	ST/UPC	9/125µm	2.9-3.0mm	Yellow	2
10-6312	ST/UPC	ST/UPC	9/125µm	2.9-3.0mm	Yellow	3
10-6313	ST/UPC	ST/UPC	9/125µm	2.9-3.0mm	Yellow	5
10-6314	ST/UPC	ST/UPC	9/125µm	2.9-3.0mm	Yellow	10
10-6315	SC/UPC	SC/UPC	9/125µm	2.9-3.0mm	Yellow	1
10-6316	SC/UPC	SC/UPC	9/125µm	2.9-3.0mm	Yellow	2
10-6317	SC/UPC	SC/UPC	9/125µm	2.9-3.0mm	Yellow	3
10-6318	SC/UPC	SC/UPC	9/125µm	2.9-3.0mm	Yellow	5
10-6319	SC/UPC	SC/UPC	9/125µm	2.9-3.0mm	Yellow	10
10-6320	LC/UPC	LC/UPC	9/125µm	2.9-3.0mm	Yellow	1
10-6321	LC/UPC	LC/UPC	9/125µm	2.9-3.0mm	Yellow	2
10-6322	LC/UPC	LC/UPC	9/125µm	2.9-3.0mm	Yellow	3
10-6323	LC/UPC	LC/UPC	9/125µm	2.9-3.0mm	Yellow	5
10-6324	LC/UPC	LC/UPC	9/125µm	2.9-3.0mm	Yellow	10
10-6325	FC/UPC	FC/UPC	9/125µm	2.9-3.0mm	Yellow	1
10-6326	FC/UPC	FC/UPC	9/125µm	2.9-3.0mm	Yellow	2
10-6327	FC/UPC	FC/UPC	9/125µm	2.9-3.0mm	Yellow	3
10-6328	FC/UPC	FC/UPC	9/125µm	2.9-3.0mm	Yellow	5
10-6329	FC/UPC	FC/UPC	9/125µm	2.9-3.0mm	Yellow	10

APC / Simplex

STOCK ID	#1 CONNECTOR	#2 CONNECTOR	CABLE CORE/CLAD	CABLE JACKET	CABLE COLOR	LENGTH (M)
10-6400	FC/APC	FC/APC	9/125µm	2.9-3.0mm	Yellow	1
10-6401	FC/APC	FC/APC	9/125µm	2.9-3.0mm	Yellow	2
10-6402	FC/APC	FC/APC	9/125µm	2.9-3.0mm	Yellow	3
10-6403	FC/APC	FC/APC	9/125µm	2.9-3.0mm	Yellow	5
10-6404	FC/APC	FC/APC	9/125µm	2.9-3.0mm	Yellow	10
10-6405	SC/APC	SC/APC	9/125µm	2.9-3.0mm	Yellow	1
10-6406	SC/APC	SC/APC	9/125µm	2.9-3.0mm	Yellow	2
10-6407	SC/APC	SC/APC	9/125µm	2.9-3.0mm	Yellow	3
10-6408	SC/APC	SC/APC	9/125µm	2.9-3.0mm	Yellow	5
10-6409	SC/APC	SC/APC	9/125µm	2.9-3.0mm	Yellow	10



Single Mode Duplex Jumpers

For GSA / Buy American Compliant Pigtails Please Add (-ML) To The End Of Your Stock ID ex: 10-6415-ML 

» Point-Of-Purchase Packaging Sale Bags Include Fiber Cable, Test Data & Labeling

 gomultilink.com/categories/fiber-optic-assembly/jumpers



UPC / Duplex


STOCK ID	# 1 CONNECTOR	# 2 CONNECTOR	CABLE CORE/CLAD	CABLE JACKET	CABLE COLOR	LENGTH (M)
10-6330	ST/UPC	ST/UPC	9/125µm	2.9-3.0mm	Yellow	1
10-6331	ST/UPC	ST/UPC	9/125µm	2.9-3.0mm	Yellow	2
10-6332	ST/UPC	ST/UPC	9/125µm	2.9-3.0mm	Yellow	3
10-6333	ST/UPC	ST/UPC	9/125µm	2.9-3.0mm	Yellow	5
10-6334	ST/UPC	ST/UPC	9/125µm	2.9-3.0mm	Yellow	10
10-6335	SC/UPC	SC/UPC	9/125µm	2.9-3.0mm	Yellow	1
10-6336	SC/UPC	SC/UPC	9/125µm	2.9-3.0mm	Yellow	2
10-6337	SC/UPC	SC/UPC	9/125µm	2.9-3.0mm	Yellow	3
10-6338	SC/UPC	SC/UPC	9/125µm	2.9-3.0mm	Yellow	5
10-6339	SC/UPC	SC/UPC	9/125µm	2.9-3.0mm	Yellow	10
10-6340	LC/UPC	LC/UPC	9/125µm	2.9-3.0mm	Yellow	1
10-6341	LC/UPC	LC/UPC	9/125µm	2.9-3.0mm	Yellow	2
10-6342	LC/UPC	LC/UPC	9/125µm	2.9-3.0mm	Yellow	3
10-6343	LC/UPC	LC/UPC	9/125µm	2.9-3.0mm	Yellow	5
10-6344	LC/UPC	LC/UPC	9/125µm	2.9-3.0mm	Yellow	10
10-6345	FC/UPC	FC/UPC	9/125µm	2.9-3.0mm	Yellow	1
10-6346	FC/UPC	FC/UPC	9/125µm	2.9-3.0mm	Yellow	2
10-6347	FC/UPC	FC/UPC	9/125µm	2.9-3.0mm	Yellow	3
10-6348	FC/UPC	FC/UPC	9/125µm	2.9-3.0mm	Yellow	5
10-6349	FC/UPC	FC/UPC	9/125µm	2.9-3.0mm	Yellow	10



APC / Duplex

STOCK ID	# 1 CONNECTOR	# 2 CONNECTOR	CABLE CORE/CLAD	CABLE JACKET	CABLE COLOR	LENGTH (M)
065-529-10	SC/APC	SC/APC	9/125µm	2.9-3.0mm	Yellow	1
065-527-10	SC/APC	SC/APC	9/125µm	2.9-3.0mm	Yellow	2
065-489-10	SC/APC	SC/APC	9/125µm	2.9-3.0mm	Yellow	3
065-534-10	SC/APC	SC/APC	9/125µm	2.9-3.0mm	Yellow	5
065-512-10	SC/APC	SC/APC	9/125µm	2.9-3.0mm	Yellow	10

Single Mode Hybrid Jumpers

For GSA / Buy American Compliant Pigtails Please Add (-ML) To The End Of Your Stock ID ex: 10-6415-ML 

» Point-Of-Purchase Packaging Sale Bags Include Fiber Cable, Test Data & Labeling

 gomultilink.com/categories/fiber-optic-assembly/jumpers



UPC / Simplex

STOCK ID	# 1 CONNECTOR	# 2 CONNECTOR	CABLE CORE/CLAD	CABLE JACKET	CABLE COLOR	LENGTH (M)
10-6380	ST/UPC	SC/UPC	9/125µm	2.9-3.0mm	Yellow	1
10-6381	ST/UPC	SC/UPC	9/125µm	2.9-3.0mm	Yellow	2
10-6382	ST/UPC	SC/UPC	9/125µm	2.9-3.0mm	Yellow	3
10-6383	ST/UPC	SC/UPC	9/125µm	2.9-3.0mm	Yellow	5
10-6384	ST/UPC	SC/UPC	9/125µm	2.9-3.0mm	Yellow	10
10-6385	LC/UPC	SC/UPC	9/125µm	2.9-3.0mm	Yellow	1
10-6386	LC/UPC	SC/UPC	9/125µm	2.9-3.0mm	Yellow	2
10-6387	LC/UPC	SC/UPC	9/125µm	2.9-3.0mm	Yellow	3
10-6388	LC/UPC	SC/UPC	9/125µm	2.9-3.0mm	Yellow	5
10-6389	LC/UPC	SC/UPC	9/125µm	2.9-3.0mm	Yellow	10

UPC / Duplex

STOCK ID	# 1 CONNECTOR	# 2 CONNECTOR	CABLE CORE/CLAD	CABLE JACKET	CABLE COLOR	LENGTH (M)
10-6390	ST/UPC	SC/UPC	9/125µm	2.9-3.0mm	Yellow	1
10-6391	ST/UPC	SC/UPC	9/125µm	2.9-3.0mm	Yellow	2
10-6392	ST/UPC	SC/UPC	9/125µm	2.9-3.0mm	Yellow	3
10-6393	ST/UPC	SC/UPC	9/125µm	2.9-3.0mm	Yellow	5
10-6394	ST/UPC	SC/UPC	9/125µm	2.9-3.0mm	Yellow	10
10-6395	LC/UPC	SC/UPC	9/125µm	2.9-3.0mm	Yellow	1
10-6396	LC/UPC	SC/UPC	9/125µm	2.9-3.0mm	Yellow	2
10-6397	LC/UPC	SC/UPC	9/125µm	2.9-3.0mm	Yellow	3
10-6398	LC/UPC	SC/UPC	9/125µm	2.9-3.0mm	Yellow	5
10-6399	LC/UPC	SC/UPC	9/125µm	2.9-3.0mm	Yellow	10

APC / Simplex

STOCK ID	# 1 CONNECTOR	# 2 CONNECTOR	CABLE CORE/CLAD	CABLE JACKET	CABLE COLOR	LENGTH (M)
10-6410	FC/APC	SC/APC	9/125µm	2.9-3.0mm	Yellow	1
10-6411	FC/APC	SC/APC	9/125µm	2.9-3.0mm	Yellow	2
10-6412	FC/APC	SC/APC	9/125µm	2.9-3.0mm	Yellow	3
10-6413	FC/APC	SC/APC	9/125µm	2.9-3.0mm	Yellow	5
10-6414	FC/APC	SC/APC	9/125µm	2.9-3.0mm	Yellow	10



Multi Mode Simplex Jumpers

For GSA / Buy American Compliant Pigtails Please Add (-ML) To The End Of Your Stock ID ex: 10-6415-ML



» Point-Of-Purchase Packaging Sale Bags Include Fiber Cable, Test Data & Labeling

gomultilink.com/categories/fiber-optic-assembly/jumpers



50/125µm

STOCK ID	# 1 CONNECTOR	# 2 CONNECTOR	CABLE CORE/CLAD	CABLE JACKET	CABLE COLOR	LENGTH (M)
10-6266	ST	ST	50/125µm	2.9-3.0mm	Orange	1
10-6267	ST	ST	50/125µm	2.9-3.0mm	Orange	3
10-6268	ST	ST	50/125µm	2.9-3.0mm	Orange	5
10-6269	ST	ST	50/125µm	2.9-3.0mm	Orange	10
10-6270	SC	SC	50/125µm	2.9-3.0mm	Orange	1
10-6271	SC	SC	50/125µm	2.9-3.0mm	Orange	3
10-6272	SC	SC	50/125µm	2.9-3.0mm	Orange	5
10-6273	SC	SC	50/125µm	2.9-3.0mm	Orange	10
10-6274	LC	LC	50/125µm	2.9-3.0mm	Orange	1
10-6275	LC	LC	50/125µm	2.9-3.0mm	Orange	3
10-6276	LC	LC	50/125µm	2.9-3.0mm	Orange	5
10-6277	LC	LC	50/125µm	2.9-3.0mm	Orange	10




62.5/125µm

STOCK ID	# 1 CONNECTOR	# 2 CONNECTOR	CABLE CORE/CLAD	CABLE JACKET	CABLE COLOR	LENGTH (M)
10-6241	ST	ST	62.5/125µm	2.9-3.0mm	Orange	1
10-6242	ST	ST	62.5/125µm	2.9-3.0mm	Orange	2
10-6243	ST	ST	62.5/125µm	2.9-3.0mm	Orange	3
10-6244	ST	ST	62.5/125µm	2.9-3.0mm	Orange	5
10-6245	ST	ST	62.5/125µm	2.9-3.0mm	Orange	10
10-6246	SC	SC	62.5/125µm	2.9-3.0mm	Orange	1
10-6247	SC	SC	62.5/125µm	2.9-3.0mm	Orange	2
10-6248	SC	SC	62.5/125µm	2.9-3.0mm	Orange	3
10-6249	SC	SC	62.5/125µm	2.9-3.0mm	Orange	5
10-6250	SC	SC	62.5/125µm	2.9-3.0mm	Orange	10
10-6251	LC	LC	62.5/125µm	2.9-3.0mm	Orange	1
10-6252	LC	LC	62.5/125µm	2.9-3.0mm	Orange	2
10-6253	LC	LC	62.5/125µm	2.9-3.0mm	Orange	3
10-6254	LC	LC	62.5/125µm	2.9-3.0mm	Orange	5
10-6255	LC	LC	62.5/125µm	2.9-3.0mm	Orange	10



Multi Mode Duplex Jumpers

For GSA / Buy American Compliant Pigtails Please Add (-ML) To The End Of Your Stock ID ex: 10-6415-ML 

» Point-Of-Purchase Packaging Sale Bags Include Fiber Cable, Test Data & Labeling

 gomultilink.com/categories/fiber-optic-assembly/jumpers



50/125µm

STOCK ID	# 1 CONNECTOR	# 2 CONNECTOR	CABLE CORE/CLAD	CABLE JACKET	CABLE COLOR	LENGTH (M)
10-6194	ST	ST	50/125µm	2.9-3.0mm	Orange	1
10-6195	ST	ST	50/125µm	2.9-3.0mm	Orange	3
10-6196	ST	ST	50/125µm	2.9-3.0mm	Orange	5
10-6197	ST	ST	50/125µm	2.9-3.0mm	Orange	10
10-6198	SC	SC	50/125µm	2.9-3.0mm	Orange	1
10-6199	SC	SC	50/125µm	2.9-3.0mm	Orange	3
10-6200	SC	SC	50/125µm	2.9-3.0mm	Orange	5
10-6201	SC	SC	50/125µm	2.9-3.0mm	Orange	10
10-6202	LC	LC	50/125µm	2.9-3.0mm	Orange	1
10-6203	LC	LC	50/125µm	2.9-3.0mm	Orange	3
10-6204	LC	LC	50/125µm	2.9-3.0mm	Orange	5
10-6205	LC	LC	50/125µm	2.9-3.0mm	Orange	10




62.5/125µm

STOCK ID	# 1 CONNECTOR	# 2 CONNECTOR	CABLE CORE/CLAD	CABLE JACKET	CABLE COLOR	LENGTH (M)
10-6278	ST	ST	62.5/125µm	2.9-3.0mm	Orange	1
10-6279	ST	ST	62.5/125µm	2.9-3.0mm	Orange	2
10-6280	ST	ST	62.5/125µm	2.9-3.0mm	Orange	3
10-6281	ST	ST	62.5/125µm	2.9-3.0mm	Orange	5
10-6282	ST	ST	62.5/125µm	2.9-3.0mm	Orange	10
10-6283	SC	SC	62.5/125µm	2.9-3.0mm	Orange	1
10-6284	SC	SC	62.5/125µm	2.9-3.0mm	Orange	2
10-6285	SC	SC	62.5/125µm	2.9-3.0mm	Orange	3
10-6286	SC	SC	62.5/125µm	2.9-3.0mm	Orange	5
10-6287	SC	SC	62.5/125µm	2.9-3.0mm	Orange	10
10-6288	LC	LC	62.5/125µm	2.9-3.0mm	Orange	1
10-6289	LC	LC	62.5/125µm	2.9-3.0mm	Orange	2
10-6290	LC	LC	62.5/125µm	2.9-3.0mm	Orange	3
10-6291	LC	LC	62.5/125µm	2.9-3.0mm	Orange	5
10-6292	LC	LC	62.5/125µm	2.9-3.0mm	Orange	10



Multi Mode Hybrid Jumpers

For GSA / Buy American Compliant Pigtails Please Add (-ML) To The End Of Your Stock ID ex: 10-6415-ML 

» Point-Of-Purchase Packaging Sale Bags Include Fiber Cable, Test Data & Labeling

 gomultilink.com/categories/fiber-optic-assembly/jumpers


Simplex

STOCK ID	# 1 CONNECTOR	# 2 CONNECTOR	CABLE CORE/CLAD	CABLE JACKET	CABLE COLOR	LENGTH (M)
10-6256	ST	SC	62.5/125µm	2.9-3.0mm	Orange	1
10-6257	ST	SC	62.5/125µm	2.9-3.0mm	Orange	2
10-6258	ST	SC	62.5/125µm	2.9-3.0mm	Orange	3
10-6259	ST	SC	62.5/125µm	2.9-3.0mm	Orange	5
10-6260	ST	SC	62.5/125µm	2.9-3.0mm	Orange	10
10-6261	SC	LC	62.5/125µm	2.9-3.0mm	Orange	1
10-6262	SC	LC	62.5/125µm	2.9-3.0mm	Orange	2
10-6263	SC	LC	62.5/125µm	2.9-3.0mm	Orange	3
10-6264	SC	LC	62.5/125µm	2.9-3.0mm	Orange	5
10-6265	SC	LC	62.5/125µm	2.9-3.0mm	Orange	10

Duplex

STOCK ID	# 1 CONNECTOR	# 2 CONNECTOR	CABLE CORE/CLAD	CABLE JACKET	CABLE COLOR	LENGTH (M)
10-6184	ST	SC	62.5/125µm	2.9-3.0mm	Orange	1
10-6185	ST	SC	62.5/125µm	2.9-3.0mm	Orange	2
10-6186	ST	SC	62.5/125µm	2.9-3.0mm	Orange	3
10-6187	ST	SC	62.5/125µm	2.9-3.0mm	Orange	5
10-6188	ST	SC	62.5/125µm	2.9-3.0mm	Orange	10
10-6189	SC	LC	62.5/125µm	2.9-3.0mm	Orange	1
10-6190	SC	LC	62.5/125µm	2.9-3.0mm	Orange	2
10-6191	SC	LC	62.5/125µm	2.9-3.0mm	Orange	3
10-6192	SC	LC	62.5/125µm	2.9-3.0mm	Orange	5
10-6193	SC	LC	62.5/125µm	2.9-3.0mm	Orange	10

Multilink[®]
Simply More...



10Gig Fiber Jumper

For GSA / Buy American Compliant Pigtails Please Add (-ML) To The End Of Your Stock ID ex: 10-6415-ML 

50/125µm

STOCK ID	# 1 CONNECTOR	# 2 CONNECTOR	CABLE CORE/CLAD	CABLE JACKET	CABLE COLOR	LENGTH (M)
10-6229	SC	SC	50/125µm	3.0mm	Aqua	1
10-6230	SC	SC	50/125µm	3.0mm	Aqua	2
10-6231	SC	SC	50/125µm	3.0mm	Aqua	3
10-6232	SC	SC	50/125µm	3.0mm	Aqua	5
10-6237	LC	LC	50/125µm	3.0mm	Aqua	1
10-6238	LC	LC	50/125µm	3.0mm	Aqua	2
10-6239	LC	LC	50/125µm	3.0mm	Aqua	3
10-6240	LC	LC	50/125µm	3.0mm	Aqua	5

Node Assembly

 gomultilink.com/categories/fiber-optic-assembly/node-assembly



Node Assembly

STOCK ID	DESCRIPTION	LENGTH
066-742-10-ML	6 Fiber SC/APC OSP	100 ft.
066-074-10-ML	6 Fiber SC/APC OSP Armored	100 ft.
066-098-20-ML	6 Fiber SC/APC OSP Armored	200 ft.
066-883-10-ML	8 Fiber SC/APC OSP	100 ft.
066-658-070-ML	12 Fiber LC/UPC OSP Armored	100 ft.

*This is just a sampling of our node assemblies, many others are available. Contact us at 440.366.6966 for more information.

Slim Tap

Multilink's Slim Tap was developed for use where a minimal amount of connections are needed and space is limited. The housing has a removable adapter panel that allows access to the rear of the connections to check, repair, or reseal a connector if a problem arises. The pigtail is available with a variety of different fiber and cable types to match your needs. The Slim tap is ideal for use in a DOT cabinet, closet or anywhere space is a contributing factor.

 gomultilink.com/products/slim-tap



Slim Tap

Dimensions	15"L x 2"W x 2"D (without fiber pigtail)
Material/Finish	Powder Coated 16 Gauge Steel
Application	Above Grade
Mounting	Cabinet Wall

Ordering Information

Fiber Count	
06	6
12	12
24	24*

*LC only

Cable Type	
OSP	Outside Plant
OSPA	Outside Plant Armored
FD	Flat Drop (12 count Only)
FDT	Flat Drop Toneable

Cable Length	
XXXXF	Custom (ft)
XXXXM	Custom (m)

*ex: 100 ft = 0100

Adapter Type	
SCU	SC/UPC
SCA	SC/APC*
LCU	LC/UPC
LCA	LC/APC*
ST	ST SM

*SM only

Fiber Type	
SM	Single Mode
OM1	OM1 62.1 micron
OM2	OM2 50 mm



SLTP



Surelight® H IP Fiber Drop Assembly

Multilink's Surelight™ H IP is a fiber drop assembly solution with a factory terminated OptiTap® compatible connector. It pairs with our Fiber Tap Plus™ lineup as well as terminals using OptiTap® bulkheads. The assembly's hardened connector is designed to withstand the elements to offer superior durability and reliability in a connection. Our Surelight™ H IP fiber assemblies are available in multiple fiber lengths to meet the needs of your FTTX drop deployment.

- » FTTX Optical Networks
- » Compatible with Multilink® Fiber Tap® and Corning® OptiTap® Multiport Terminals
- » Environmentally and mechanically stable for OSP applications

 gomultilink.com/categories/fiber-optic-assembly/surelight-h-ip



Specifications (typical)

Fiber Count	1
Fiber Category	Singlemode (OS2)
Connector Type	SC/APC
Reflectance, Typical	< -55 dB
Insertion Loss, Typical	0.3 - 0.5 dB
Return Loss, Typical	50 - 55 dB (UPC) 55 - 60 dB (APC)
Vibration Test	10 to 55Hz at the rate of 45Hz/min. for 2 hours
Cable Torsion	10 Cycle of Torsion Loading
Cable Flexing	90° Flexing for 8 Cycles, 10 Lbf
Max. Tensile Strength Short Term	1350 N (300 Lbf)
Max. Tensile Strength Long Term	400 N (90 Lbf)
Min. Bend Radius Operation	80 mm (3.15 in)
Standards	Tested to meet IP-68 Tested to meet environmental standards

Surelight® H IP Factory Drop Cable



STOCK ID	DESCRIPTION	CABLE TYPE	LENGTH (FEET)
066-823-05-ML	Surelight® H IP Factory Drop Cable	Flat Drop	50
066-823-10-ML	Surelight® H IP Factory Drop Cable	Flat Drop	100
066-823-15-ML	Surelight® H IP Factory Drop Cable	Flat Drop	150
066-823-20-ML	Surelight® H IP Factory Drop Cable	Flat Drop	200
066-823-25-ML	Surelight® H IP Factory Drop Cable	Flat Drop	250
066-823-30-ML	Surelight® H IP Factory Drop Cable	Flat Drop	300

NOTE: Standard Footages Listed – Other Footages Available – Toneable also available

Surelight® H IP Factory Drop Cable

STOCK ID	DESCRIPTION	CABLE TYPE	LENGTH (FEET)
066-823-35-ML	Surelight® H IP Factory Drop Cable	Flat Drop	350
066-823-40-ML	Surelight® H IP Factory Drop Cable	Flat Drop	400
066-823-50-ML	Surelight® H IP Factory Drop Cable	Flat Drop	500
066-823-75-ML	Surelight® H IP Factory Drop Cable	Flat Drop	750
066-823-100-ML	Surelight® H IP Factory Drop Cable	Flat Drop	1000
066-823-250-ML	Surelight® H IP Factory Drop Cable	Flat Drop	2500

H IP Field Installable Connectors

We offer the right field installable for your networks' type of fiber drop! The H IP Field Installable can be utilized with flat, round, ROC® and SpeedFlex™ drop fibers. A simplified installation process utilizing standard fiber tools are what set our H IP apart from the competitors. Great for faster drop deployment times all while ensuring high network quality.

- » Enables large cost reduction
- » Provides quick drop deployment
- » Reduces subscriber down time
- » No special tools or technicians necessary

 gomultilink.com/categories/h-ip-connector




H IP Templates



Stock ID	Description	Cable Compatibility
649-345-10	Stripping Template H IP Field Installable Compression	Flat Drop
649-345-20	Stripping Template H IP Field Installable Compression	ROC™ Drop & Round Drop
649-312-10	Stripping Template H IP Field Installable Heat Shrink	Flat Drop

H IP Connectors



Stock ID	Description	Fiber Category	Connector Type	Cable Compatibility	Typical dB Loss
066-458-40	Surelight® H IP Heat Shrink	Singlemode (OS2)	SC/APC	Flat Drop	0.3-0.5 dB
066-458-60				ROC™ Drop & Round Drop	
066-458-45	Surelight® H IP Compression Field Installable Connector	Singlemode (OS2)	SC/APC	Flat Drop	0.3-0.5 dB
066-458-65	Surelight® H IP Compression Field Installable Connector	Singlemode (OS2)	SC/APC	Round Drop	0.3-0.5 dB
066-458-67	Surelight® H IP Compression Field Installable Connector	Singlemode (OS2)	SC/APC	ROC™ Drop <i>(a registered trademark of Corning)</i>	0.3-0.5 dB
066-458-85	Surelight® H IP Compression Field Installable Connector	Singlemode (OS2)	SC/APC	SpeedFlex™	0.3-0.5 dB

SpeedFlex™

 gomultilink.com/categories/fiber-optic-cable/speedflex

Multilink®
 Simply More...

SpeedFlex™

Multilink's SpeedFlex™ Push Fiber is a strong but flexible fiber cable designed to be installed in rigid and flexible conduit which can be stapled directly to the wall. With the ability to carry up to 12 fibers inside, Multilink's SpeedFlex™ Push Fiber is unique to the push/pull fiber industry. The 900µm fiber is bend-insensitive and properly color coded to EIA/TIA standards. SpeedFlex™ comes in a 100 ft. payout box or 1000 ft. contractor box. SpeedFlex™ comes with printed measurements so you always know how much you have left. It is also available with a factory terminated connector upon request and is pushable up to 1000 ft.



STOCK ID	DESCRIPTION	FIBER COUNT	FIBER TYPE	COLOR
SpeedFlex™ 1 Fiber 3.0mm Cable 100 Ft. Payout Box				
066-160-20	SpeedFlex™ 1 Fiber 3.0mm Black (Indoor) 100 Ft. Payout Box	1, 2, 4, 6, & 12	Single Mode – ITU G.657.A1 & B2, G.652.D	Black
066-160-21	SpeedFlex™ 1 Fiber 3.0mm White (Indoor/Outdoor) 100 Ft. Payout Box	1, 2, 4, 6, & 12	Single Mode – ITU G.657.A1 & B2, G.652.D	White
066-160-23	SpeedFlex™ 1 Fiber 3.0mm Beige (Indoor/Outdoor) 100 Ft. Payout Box	1, 2, 4, 6, & 12	Single Mode – ITU G.657.A1 & B2, G.652.D	Beige
066-160-22	SpeedFlex™ 1 Fiber 3.0mm Orange (Burial) 100 Ft. Payout Box	1, 2, 4, 6, & 12	Single Mode – ITU G.657.A1 & B2, G.652.D	Orange



SpeedFlex™ 1 Fiber 3.0mm Cable 1000 Ft. Contractor Box

066-160-30	SpeedFlex™ 1 Fiber 3.0mm Black (Indoor) 1000 Ft. Contractor Box	1, 2, 4, 6, & 12	Single Mode – ITU G.657.A1 & B2, G.652.D	Black
066-160-31	SpeedFlex™ 1 Fiber 3.0mm White (Indoor/Outdoor) 1000 Ft. Contractor Box	1, 2, 4, 6, & 12	Single Mode – ITU G.657.A1 & B2, G.652.D	White
066-160-33	SpeedFlex™ 1 Fiber 3.0mm Beige (Indoor/Outdoor) 1000 Ft. Contractor Box	1, 2, 4, 6, & 12	Single Mode – ITU G.657.A1 & B2, G.652.D	Beige
066-160-32	SpeedFlex™ 1 Fiber 3.0mm Orange (Burial) 1000 Ft. Contractor Box	1, 2, 4, 6, & 12	Single Mode – ITU G.657.A1 & B2, G.652.D	Orange



SpeedFlex™ 2 Fiber Cable 100 Ft. Payout Box

066-161-20	SpeedFlex™ 2 Fiber Black (Indoor) 100 Ft. Payout Box	1, 2, 4, 6, & 12	Single Mode – ITU G.657.A1 & B2, G.652.D	Black
066-161-21	SpeedFlex™ 2 Fiber White (Indoor/Outdoor) 100 Ft. Payout Box	1, 2, 4, 6, & 12	Single Mode – ITU G.657.A1 & B2, G.652.D	White
066-161-23	SpeedFlex™ 2 Fiber Beige (Indoor/Outdoor) 100 Ft. Payout Box	1, 2, 4, 6, & 12	Single Mode – ITU G.657.A1 & B2, G.652.D	Beige
066-161-22	SpeedFlex™ 2 Fiber Orange (Burial) 100 Ft. Payout Box	1, 2, 4, 6, & 12	Single Mode – ITU G.657.A1 & B2, G.652.D	Orange

SpeedFlex™ 2 Fiber Cable 1000 Ft. Contractor Box

066-161-30	SpeedFlex™ 2 Fiber Black (Indoor) 1000 Ft. Contractor Box	1, 2, 4, 6, & 12	Single Mode – ITU G.657.A1 & B2, G.652.D	Black
066-161-31	SpeedFlex™ 2 Fiber White (Indoor/Outdoor) 1000 Ft. Contractor Box	1, 2, 4, 6, & 12	Single Mode – ITU G.657.A1 & B2, G.652.D	White
066-161-33	SpeedFlex™ 2 Fiber Beige (Indoor/Outdoor) 1000 Ft. Contractor Box	1, 2, 4, 6, & 12	Single Mode – ITU G.657.A1 & B2, G.652.D	Beige
066-161-32	SpeedFlex™ 2 Fiber Orange (Burial) 1000 Ft. Contractor Box	1, 2, 4, 6, & 12	Single Mode – ITU G.657.A1 & B2, G.652.D	Orange


MicroDuct™ Fiber Optic Duct

Our MicroDuct™ Fiber Optic Ducts protect your sensitive fiber optic cables with a rigid PVC exterior that can take any corner without damaging or bending. With a flexural strength of 11,000 psi, a bend radius of six inches and a high impact strength rating, Multilink's MicroDuct™ is ideal for in-ground use. Features include Super Slic™ lining, optional tracer wire, printed footage markings and various different fiber counts.

- » Super Slic™ permanent lining makes pushing and pulling fiber easy
- » Printed Sequential Footage
- » Chemical and weather resistance, high impact strength rating
- » No lubricant needed
- » Lowest coefficient of friction
- » Riser applications for interior use

 gomultilink.com/categories/fiber-optic-duct

Multilink[®]
Simply More...



Available with custom printing.

EASILY PUSH & PULL FIBER | WEATHER RESISTANT | CHEMICAL RESISTANT



MicroDuct™ Fiber Optic Duct

 gomultilink.com/categories/fiber-optic-duct



MicroDuct™

STOCK ID	DESCRIPTION	INNER DIAMETER	OUTER DIAMETER	TRACER	FIBER COUNT	FIBER TYPE	COLOR	LENGTH
Super Slic Plus MicroDuct™								
039-672-10	Rigid Flexible PVC MicroDuct™, w/o Tracer	.48"	.63"	No	N/A	N/A	Orange	1,000 ft
039-673-10	Rigid Flexible PVC MicroDuct™, w/ Tracer	.48"	.63"	Yes	N/A	N/A	Orange	1,000 ft
039-674-10	Rigid Flexible PVC MicroDuct™, w/ Tracer	.48"	.63"	No	N/A	N/A	White	1,000 ft
039-675-10	Rigid Flexible PVC MicroDuct™, w/o Tracer	.48"	.63"	Yes	N/A	N/A	White	1,000 ft
039-666-10	Rigid Flexible PVC MicroDuct™, w/o Tracer	.22"	.38"	No	N/A	N/A	Orange	1,000 ft
039-667-10	Rigid Flexible PVC MicroDuct™, w/ Tracer	.22"	.38"	No	N/A	N/A	Orange	1,000 ft
039-663-10	Rigid Flexible PVC MicroDuct™, w/o Tracer	.22"	.38"	No	N/A	N/A	White	1,000 ft
039-663-20	Rigid Flexible PVC MicroDuct™, w/ Tracer	.22"	.38"	Yes	N/A	N/A	White	1,000 ft
039-668-10	Rigid Flexible PVC MicroDuct™, w/o Tracer	.40"	.55"	No	N/A	N/A	Orange	1,000 ft
039-669-10	Rigid Flexible PVC MicroDuct™, w/ Tracer	.40"	.55"	No	N/A	N/A	Orange	1,000 ft
039-670-10	Rigid Flexible PVC MicroDuct™, w/o Tracer	.40"	.55"	No	N/A	N/A	White	1,000 ft
039-671-10	Rigid Flexible PVC MicroDuct™, w/ Tracer	.40"	.55"	Yes	N/A	N/A	White	1,000 ft

NOTE: Also available with pull tape.

MicroDuct™ Fiber Optic Duct

 gomultilink.com/categories/fiber-optic-duct



MicroDuct™

STOCK ID	DESCRIPTION	INNER DIAMETER	OUTER DIAMETER	TRACER	FIBER COUNT	FIBER TYPE	COLOR	LENGTH
Super Slic Plus MicroDuct™								
066-604-01	Rigid Flexible PVC, 1 Fiber SpeedFlex™, w/o Tracer	.22"	.38"	No	1	SpeedFlex™	Orange	1,000 ft
066-605-01	Rigid Flexible PVC, 1 Fiber SpeedFlex™, w/ Tracer	.22"	.38"	Yes	1	SpeedFlex™	Orange	1,000 ft
066-604-02	Rigid Flexible PVC, 2 Fiber SpeedFlex™, w/o Tracer	.22"	.38"	No	2	SpeedFlex™	Orange	1,000 ft
066-605-02	Rigid Flexible PVC, 2 Fiber SpeedFlex™, w/ Tracer	.22"	.38"	Yes	2	SpeedFlex™	Orange	1,000 ft
066-713-31	Rigid Flexible PVC, 1 Fiber SpeedFlex™, w/ Tracer	.22"	.38"	Yes	1	SpeedFlex™	White	1,000 ft
066-520-41	Rigid Flexible PVC, 1 Fiber SpeedFlex™, w/o Tracer	.22"	.38"	No	1	SpeedFlex™	White	1,000 ft
066-713-32	Rigid Flexible PVC, 2 Fiber SpeedFlex™, w Tracer	.22"	.38"	Yes	2	SpeedFlex™	White	1,000 ft
066-520-32	Rigid Flexible PVC, 2 Fiber SpeedFlex™ w/o Tracer	.22"	.38"	No	2	SpeedFlex™	White	1,000 ft

Micro Duct Accessories

STOCK ID	DESCRIPTION	DIMENSIONS	MATERIAL
085-158-10	Duct Cutters		Body - Plastic, Blade - Stainless Steel
039-662-20	MicroDuct™ Coupler	Inner Diameter: .375"	Plastic



Cabinets

Cabinets can be an extension of your head-end, central office or even a miniature hub site. Multilink's line of cabinets are engineered to withstand many different environments and levels of abuse. They are fabricated and powder coated at our facility located in Ohio and are designed for a variety of applications and climates. With options such as air conditioning, tamper switches and heat exchangers, you can be sure your equipment will be safe in a Multilink cabinet. Whatever your requirements, we have a cabinet to meet your needs.

FDH Cabinets

page 69

New X-Series Cabinets

page 73

Rack Rail Cabinets

page 79

Fiber Distribution Hub (FDH)

Multilink's Fiber Distribution Hubs are engineered for excellent fiber management and intuitively designed for cross-connect configurations, configurable splitting and plug-and-play technologies. Our line of FDH cabinets can be ground, pole, and wall mounted. Customized cabinets are available and are designed in-house by our highly talented engineering department. All FDH cabinets are designed to meet Telcordia and NEMA specifications.


- » Customizable
- » Field expansion capabilities
- » High fiber capacity
- » Excellent fiber management

 gomultilink.com/categories/cabinets/fdh-cabinets

Multilink[®]
Simply More...



CONFIGURABLE SPLITTING | CUSTOM DESIGNED IN-HOUSE | PLUG-AND-PLAY



Fiber Distribution Hubs (FDH)

gomultilink.com/categories/cabinets/fdh-cabinets



FDH Configurator

Our configurators are also available online for easy ordering. Each FDH product page has a straightforward drop down menu that allows for quick specifications and ordering, saving you time and simplifying the process.

Ordering Information

FDH - BE - [] - [] - [] - [] - [] - [] - [] - [] - [] - [] - [] - [] - [] - []

Color
 BE Beige

Door Locking Option
 01 Padlockable Handle
 02 216 Can Wrench

Input Type
 01 Patch
 02 Splice

Custom Feeder Cable Length
 **** *Measured In Feet/Meter
 0050F *Example of 50 Feet *Increments of 50 ft.

Distribution Cable Configuration
 48 48
 72 72
 144 144
 288 288
 432 432

Distribution Cable Type
 01 Loose Tube Dielectric Outdoor Cable
 02 *Ribbon Dielectric Cable
 03 Loose Tube Single Jacket & Armored Cable
 04 Indoor / Outdoor Cable
 05 *Ribbon Armor

Splitter Module Type
 S1 1x8
 S2 1x16
 S3 1x32

Cabinet Size
 72 72 Fibers
 144 144 Fibers
 288 288 Fibers
 432 432 Fibers
 576 576 Fibers
 864 864 Fibers

Mounting
 01 Pad*
 02 Pole**
 03 Wall***

Feeder Fiber Count
 12 12
 24 24
 48 48

Feeder Cable Type
 01 Loose Tube Dielectric Outdoor Cable
 02 *Ribbon Dielectric Cable
 03 Loose Tube Single Jacket & Armored Cable
 04 Indoor / Outdoor Cable
 05 *Ribbon Armor

Custom Distribution Cable Length
 **** *Measured In Feet/Meter
 0100F *Example of 100 Feet *Increments of 50 ft.

Connector Type
 SCU SC/UPC
 SCA SC/APC
 LCU LC/UPC
 LCA LC/APC

*Special Order Only


Fiber Distribution Hubs (FDH)

 gomultilink.com/categories/cabinets/fdh-cabinets



Splice Hub™

NEMA 4 rated and Telcordia compliant (please review online specifications for all rated standards). Multilink's Splice Hub's dual door design allows technicians access to both feeder and distribution partitions for easy repair or installation of new or existing fiber. The doors are secured by a 3-point latch mechanism with cable entries on the bottom. Each Splice Hub is cassette based and available with a variety of different types of connections and splitter configurations.

STOCK ID	DESCRIPTION	DIMENSIONS	MATERIAL	FIBER CAPACITY	SPLITTER CAPACITY	CT-X CAPACITY	CABLE ENTRY	MOUNTING
Splice Hub™ 144								
 <small>SPECS</small>	030-327-10 A fast deployment, fully-configurable and field-upgradeable fiber distribution hub with a 144SC/288LC fiber capacity	30"H x 18"W x 24"D (with riser)	Corrosion Resistant Aluminum/ Polyester Powder Coat	144 SC 288 LC	9	12	5 Bottom	Ground Pole Vault
Splice Hub™ 288								
 <small>SPECS</small>	030-301-20 A fast deployment, fully-configurable and field-upgradeable fiber distribution hub with a 288SC/576LC fiber capacity	42.5"H x 18"W x 24"D (with riser)	Corrosion Resistant Aluminum/ Polyester Powder Coat	288 SC 576 LC	18	24	5 Bottom	Ground Pole Vault
Splice Hub™ 432								
 <small>SPECS</small>	030-302-20 A fast deployment, fully-configurable and field-upgradeable fiber distribution hub with a 432SC/864LC fiber capacity	54"H x 24"W x 24"D (with riser)	Corrosion Resistant Aluminum/ Polyester Powder Coat	432 SC 864 LC	28	36	5 Bottom	Ground Pole Vault
Splice Hub™ 576								
 <small>SPECS</small>	030-303-20 A fast deployment, fully-configurable and field-upgradeable fiber distribution hub with a 576SC/1152LC fiber capacity	42.5"H x 36"W x 24"D (with riser)	Corrosion Resistant Aluminum/ Polyester Powder Coat	576 SC 1152 LC	36	48	10 Bottom	Ground Vault

Fiber Distribution Hubs (FDH)


 gomultilink.com/categories/cabinets/fdh-cabinets



Splice Hub™

NEMA 4 rated and Telcordia compliant (please review online specifications for all rated standards). Multilink's Splice Hub's dual door design allows technicians access to both feeder and distribution partitions for easy repair or installation of new or existing fiber. The doors are secured by a 3-point latch mechanism with cable entries on the bottom. Each Splice Hub is cassette based and available with a variety of different types of connections and splitter configurations.

STOCK ID	DESCRIPTION	DIMENSIONS	MATERIAL	FIBER CAPACITY	SPLITTER CAPACITY	CT-X CAPACITY	CABLE ENTRY	MOUNTING
Splice Hub™ 864								
030-340-20	A fast deployment, fully-configurable and field-upgradeable fiber distribution hub with a 864SC/1728LC fiber capacity	54"H x 48"W x 24"D	Corrosion Resistant Aluminum/Polyester Powder Coat	864SC 1728LC	56	72	10 Bottom	Ground Vault



Hybrid Splice Hub™

NEMA 4 rated and Telcordia compliant (please review online specifications for all rated standards).

STOCK ID	DESCRIPTION	DIMENSIONS	MATERIAL	FIBER CAPACITY	SPLITTER CAPACITY	CABLE ENTRY	MOUNTING
030-332-10	The most versatile fiber distribution hub (FDH) that we offer, available in 144, 288 and 576 fiber count termination utilizing SC or LC connectors. This cabinet is built around a rack rail design for 19" rack mountable equipment. Saves space inside the cabinet and manages the fibers stored within.	36"H x 30"W x 22"D	Corrosion Resistant Aluminum/Polyester Powder Coat	288SC 576LC	18	6 Bottom	Ground Pole Vault

72 Count Wall Mount Fiber Distribution Hub

NEMA 4 rated and Telcordia compliant (please review online specifications for all rated standards). Designed for small, less intensive fiber deployments. Ideal for MDUs or locations that do not require 144 or more fiber distribution cabinets.



STOCK ID	DESCRIPTION	DIMENSIONS	MATERIAL	FIBER CAPACITY	SPLITTER CAPACITY	CABLE ENTRY	MOUNTING
030-348-20	72 Count Fiber Distribution Hub	20"H x 21.2"W x 12"D	Corrosion Resistant Aluminum/Polyester Powder Coat	72SC 144LC	6	5 Top 5 Bottom	Wall
072-061-10	Pole Mount Kit						
072-105-11	Wall Mount Kit						

X-Series Cabinets

Multilink's new 5000 and 6000 series of cabinets have been designed to be easily configured and easy to order. The 6000 series have been updated from our line of OTN cabinets and given each model the ability to select various options such as a battery drawer or heat exchanger. The 5000 series is a completely new offering, and the most versatile enabling you to build your cabinet from the ground up by customizing cabinet height, doors, side panels roof and more!

- » Customizable / Expandable
- » Easy to configure
- » 6000 series available from 1 to 6 bay
- » 5000 Series offers the ability to connect cabinets

 gomultilink.com/categories/cabinets

Multilink[®]
Simply More...



ENVIRONMENTALLY CONTROLLED | FORCED AND NATURAL CONVECTION



6000 Series OTE

Multilink's new 6000 series of cabinets have taken our highly successful line of OTN cabinets and made them easier to order and much more versatile. These cabinets enter the market with the ability to choose your options based on your requirements and eliminates paying for options you don't need. Each cabinet can be easily configured using the option selection chart below. Our cabinets are built with 1/8" powder coated aluminum and fully manufactured in the USA which means you can be sure these cabinets will not only protect your gear, but also stand the test of time.



 gomultilink.com/categories/cabinets/ote-cabinets



MODEL	DIMENSIONS
6001	55.25"H x 42.5"W x 39"D
6002	62.5"H x 54.5"W x 36.5"D
6004	62.5"H x 78.5"W x 36.5"D
6006	62.5"H x 106.5"W x 36.5"D



This mini optimal terminal enclosure is perfect for the compact location. Even with its smaller size, it still offers a variety of options such as climate control and security measures.



This next step in the 6000 series opens up to allow for more internal space. In addition to the variety of climate control options, it also offers a 3-point latch locking system with or without a reader as well as many other options.



Continuing in the series, the next cabinet is the 6004. This cabinet is designed to provide the customization you need with an additional bay. A larger heating unit is available with this model.



The 6006 grows with your project by adding another bay onto the previous models and meeting the needs of your build.

6000 Series OTE

 gomultilink.com/categories/cabinets/ote-cabinets



6000 Series

STOCK ID	CLIMATE CONTROL	GENERATOR HOOKUP	LOCKING SYSTEM	LIGHTING	DOOR ALARMS	BATTERY TRAY	SERVICE ENTRY/LOAD CENTER	SOLAR SHIELD	OPTIONS	1-QUAD OUTLET PER BAY	COLOR
6001	<input type="checkbox"/> 4K BTU/Heater <input type="checkbox"/> 6K BTU/Heater <input type="checkbox"/> Heat Exchanger <input type="checkbox"/> Backup Unit <input type="checkbox"/> No Insulation R2	<input type="checkbox"/> Yes <input type="checkbox"/> No	<input type="checkbox"/> 3 Point Latch	<input type="checkbox"/> Yes <input type="checkbox"/> No	<input type="checkbox"/> Yes <input type="checkbox"/> No	<input type="checkbox"/> Slide Out Drawer <input type="checkbox"/> None	<input type="checkbox"/> None	<input type="checkbox"/> Yes <input type="checkbox"/> No	<input type="checkbox"/> Standard Aluminum Ground Bar <input type="checkbox"/> 19" - 23" Adjustable <input type="checkbox"/> None	<input type="checkbox"/> Service Entry - list each size per cabinet as option?	<input type="checkbox"/> Gray <input type="checkbox"/> Beige
6002	<input type="checkbox"/> 6K BTU/Heater <input type="checkbox"/> 8K BTU/Heater <input type="checkbox"/> Heat Exchanger <input type="checkbox"/> Backup Unit <input type="checkbox"/> None	<input type="checkbox"/> Yes <input type="checkbox"/> No	<input type="checkbox"/> 3 Point Latch <input type="checkbox"/> Reader with 3 Point Latch	<input type="checkbox"/> Yes <input type="checkbox"/> No	<input type="checkbox"/> Yes <input type="checkbox"/> No	<input type="checkbox"/> Slide Out Drawer <input type="checkbox"/> None	<input type="checkbox"/> 100 Amp Breaker <input type="checkbox"/> None	<input type="checkbox"/> Yes <input type="checkbox"/> No	<input type="checkbox"/> Standard Aluminum Ground Bar <input type="checkbox"/> 19" - 23" Adjustable <input type="checkbox"/> None	<input type="checkbox"/> Service Entry - list each size per cabinet as option?	<input type="checkbox"/> Gray <input type="checkbox"/> Beige
6004	<input type="checkbox"/> 8K BTU/Heater <input type="checkbox"/> 12K BTU/Heater <input type="checkbox"/> Heat Exchanger <input type="checkbox"/> Backup Unit <input type="checkbox"/> None	<input type="checkbox"/> Yes <input type="checkbox"/> No	<input type="checkbox"/> 3 Point Latch <input type="checkbox"/> Reader with 3 Point Latch	<input type="checkbox"/> Yes <input type="checkbox"/> No	<input type="checkbox"/> Yes <input type="checkbox"/> No	<input type="checkbox"/> Slide Out Drawer <input type="checkbox"/> None	<input type="checkbox"/> 100 Amp Breaker <input type="checkbox"/> None	<input type="checkbox"/> Yes <input type="checkbox"/> No	<input type="checkbox"/> Standard Aluminum Ground Bar <input type="checkbox"/> 19" - 23" Adjustable <input type="checkbox"/> None	<input type="checkbox"/> Service Entry - list each size per cabinet as option?	<input type="checkbox"/> Gray <input type="checkbox"/> Beige
6006	<input type="checkbox"/> 8K BTU/Heater <input type="checkbox"/> 12K BTU/Heater <input type="checkbox"/> Heat Exchanger <input type="checkbox"/> Backup Unit <input type="checkbox"/> None	<input type="checkbox"/> Yes <input type="checkbox"/> No	<input type="checkbox"/> 3 Point Latch <input type="checkbox"/> Reader with 3 Point Latch	<input type="checkbox"/> Yes <input type="checkbox"/> No	<input type="checkbox"/> Yes <input type="checkbox"/> No	<input type="checkbox"/> Slide Out Drawer <input type="checkbox"/> None	<input type="checkbox"/> 100 Amp Breaker <input type="checkbox"/> None	<input type="checkbox"/> Yes <input type="checkbox"/> No	<input type="checkbox"/> Standard Aluminum Ground Bar <input type="checkbox"/> 19" - 23" Adjustable <input type="checkbox"/> None	<input type="checkbox"/> Service Entry - list each size per cabinet as option?	<input type="checkbox"/> Gray <input type="checkbox"/> Beige

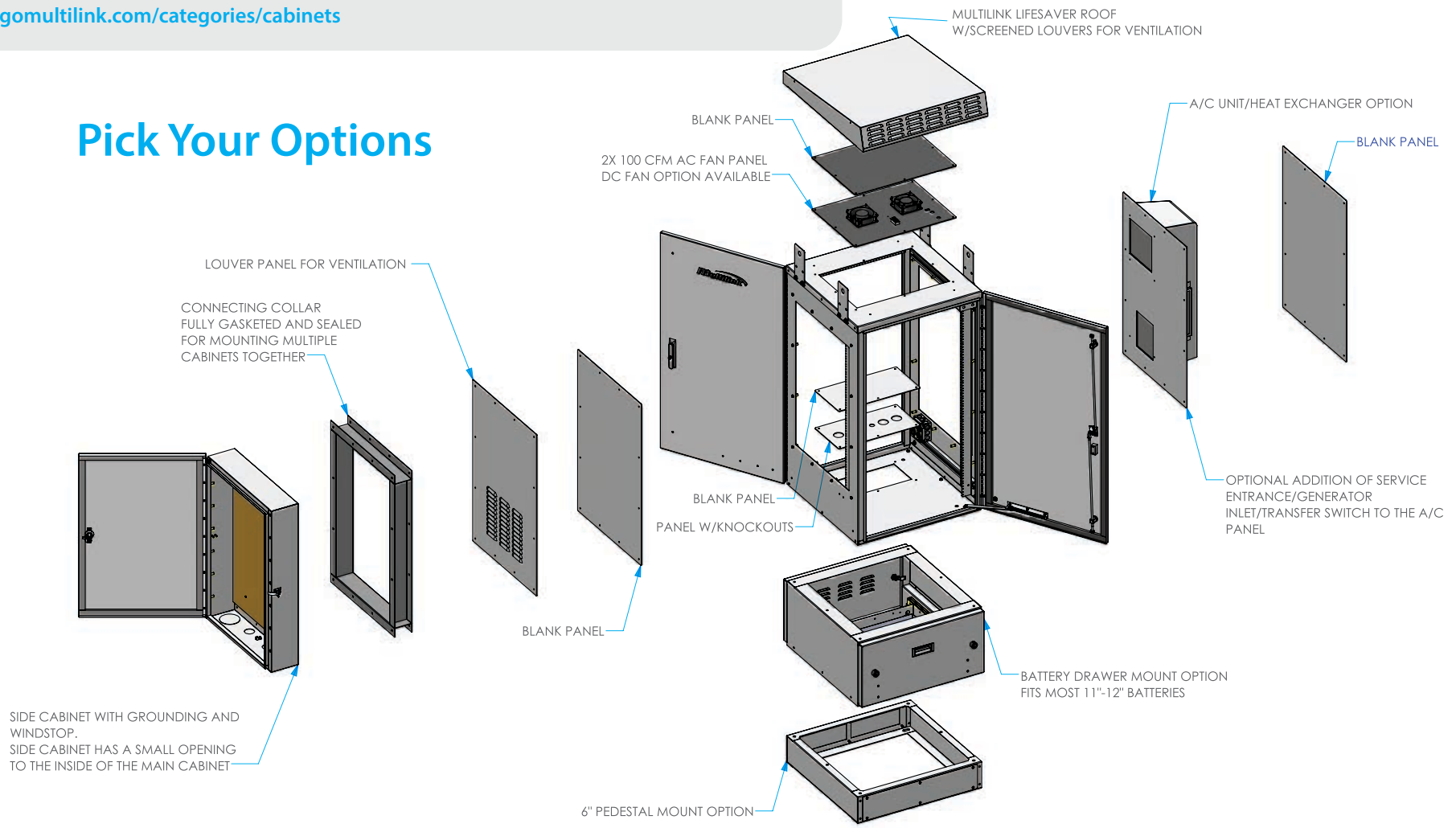
5000 Modular Series

Multilink's **NEW** 5000 Modular Series offers you a modular concept cabinet to fit your needs. Made of powder-coated aluminum to protect your equipment from the weather, this cabinet can be configured with 1, 2, or 3 cabinets, side by side, with various options. These versatile cabinets are field expandable and available in 24RU or 30RU in height with our patented LifeSaver™ Roof.

gomultilink.com/categories/cabinets



Pick Your Options




5000 Modular Series

The 5000 Modular Series serves as an economical cabinet. With numerous options to choose from, you can build each cabinet to fit your needs. This modular series is manufactured with powder-coated aluminum and is available in gray or beige. Review your options below in our 3-step build. Dimensional and Cabinet Base builds are found below with the Internal Options found on the next page. You can also visit our online configurator to select your specific components.



 gomultilink.com/categories/cabinets

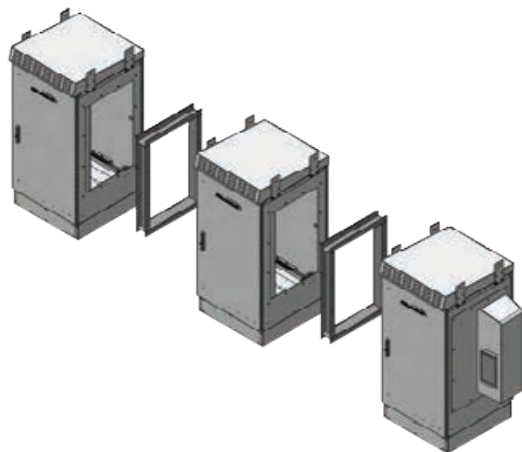


5000 Modular Series

STEP 1: DIMENSIONAL BUILD




	COLOR	WIDTH	HEIGHT	CABINET BASE(S)	BOTTOM PANEL	POWER ENTRY
5000 Series	<input type="checkbox"/> Beige <input type="checkbox"/> Gray	<input type="checkbox"/> 1 Cabinet <input type="checkbox"/> 2 Cabinet <input type="checkbox"/> 3 Cabinet	<input type="checkbox"/> 24RU x 28"W x 36"D Per Cabinet <input type="checkbox"/> 30RU x 28"W x 36"D Per Cabinet	<input type="checkbox"/> 6" Riser <input type="checkbox"/> 6" Riser W/ Battery Drawer <input type="checkbox"/> Battery Drawer Only <input type="checkbox"/> None	<input type="checkbox"/> Blank Panel <input type="checkbox"/> Panel W/ Knockouts <input type="checkbox"/> Panel W/ Large Grommets <input type="checkbox"/> Panel W/ Large & Small Grommets <input type="checkbox"/> None	<input type="checkbox"/> Left Side <input type="checkbox"/> Right Side

FULLY CUSTOMIZABLE | ONLINE CONFIGURATION | EXPANDABLE



5000 Modular Series

 gomultilink.com/categories/cabinets



STEP 2: CABINET BUILD – CABINET #1

LEFT SIDE	RIGHT SIDE	GENERATOR HOOKUP W/ TRANSFER SWITCH	ROOF	FANS	POSITION TERMINAL BLOCK	INTERIOR LIGHTING	DOOR ALARM	RAIL SPACING	REAR RACK RAIL
<input type="checkbox"/> Blank Panel <input type="checkbox"/> 4000 BTU HVAC w/ Power Panel <input type="checkbox"/> 6000 BTU HVAC w/ Power Panel <input type="checkbox"/> 8000 BTU HVAC w/ Power Panel <input type="checkbox"/> Power Panel <input type="checkbox"/> Louver Panel <input type="checkbox"/> Side Cabinet	<input type="checkbox"/> Blank Panel <input type="checkbox"/> 4000 BTU HVAC w/ Power Panel <input type="checkbox"/> 6000 BTU HVAC w/ Power Panel <input type="checkbox"/> 8000 BTU HVAC w/ Power Panel <input type="checkbox"/> Power Panel <input type="checkbox"/> Louver Panel <input type="checkbox"/> Side Cabinet <input type="checkbox"/> Connecting Collar	<input type="checkbox"/> Yes <input type="checkbox"/> No	<input type="checkbox"/> Flat <input type="checkbox"/> LifeSaver™ Roof	<input type="checkbox"/> 2X 100 CFM AC <input type="checkbox"/> 2X 100 CFM DC <input type="checkbox"/> None	<input type="checkbox"/> Yes <input type="checkbox"/> No	<input type="checkbox"/> Yes <input type="checkbox"/> No	<input type="checkbox"/> Yes <input type="checkbox"/> No	<input type="checkbox"/> 19" <input type="checkbox"/> 23"	<input type="checkbox"/> Yes <input type="checkbox"/> No

STEP 2: INTERNAL OPTIONS BUILD – CABINET #3

RIGHT SIDE	GENERATOR HOOKUP W/ TRANSFER SWITCH	ROOF	FANS	POSITION TERMINAL BLOCK	INTERIOR LIGHTING	DOOR ALARM	RAIL SPACING	REAR RACK RAIL
<input type="checkbox"/> Blank Panel <input type="checkbox"/> 4000 BTU HVAC w/ Power Panel <input type="checkbox"/> 6000 BTU HVAC w/ Power Panel <input type="checkbox"/> 8000 BTU HVAC w/ Power Panel <input type="checkbox"/> Power Panel <input type="checkbox"/> Louver Panel <input type="checkbox"/> Side Cabinet <input type="checkbox"/> Connecting Collar	<input type="checkbox"/> Yes <input type="checkbox"/> No <i>(If only 2 cabinets)</i>	<input type="checkbox"/> Flat <input type="checkbox"/> LifeSaver™ Roof	<input type="checkbox"/> 2X 100 CFM AC <input type="checkbox"/> 2X 100 CFM DC <input type="checkbox"/> None	<input type="checkbox"/> Yes <input type="checkbox"/> No	<input type="checkbox"/> Yes <input type="checkbox"/> No	<input type="checkbox"/> Yes <input type="checkbox"/> No	<input type="checkbox"/> 19" <input type="checkbox"/> 23"	<input type="checkbox"/> Yes <input type="checkbox"/> No

STEP 2: INTERNAL OPTIONS BUILD – CABINET #3

RIGHT SIDE	GENERATOR HOOKUP W/ TRANSFER SWITCH	ROOF	FANS	POSITION TERMINAL BLOCK	INTERIOR LIGHTING	DOOR ALARM	RAIL SPACING	REAR RACK RAIL
<input type="checkbox"/> Blank Panel <input type="checkbox"/> 4000 BTU HVAC w/ Power Panel <input type="checkbox"/> 6000 BTU HVAC w/ Power Panel <input type="checkbox"/> 8000 BTU HVAC w/ Power Panel <input type="checkbox"/> Power Panel <input type="checkbox"/> Louver Panel <input type="checkbox"/> Side Cabinet	<input type="checkbox"/> Yes <input type="checkbox"/> No	<input type="checkbox"/> Flat <input type="checkbox"/> LifeSaver™ Roof	<input type="checkbox"/> 2X 100 CFM AC <input type="checkbox"/> 2X 100 CFM DC <input type="checkbox"/> None	<input type="checkbox"/> Yes <input type="checkbox"/> No	<input type="checkbox"/> Yes <input type="checkbox"/> No	<input type="checkbox"/> Yes <input type="checkbox"/> No	<input type="checkbox"/> 19" <input type="checkbox"/> 23"	<input type="checkbox"/> Yes <input type="checkbox"/> No

Rack Rail Cabinets

Multilink's Rack Rail cabinets are engineered, fabricated and powder coated, at our on-site facility in Ohio, giving us complete control from the initial design to final inspection. This ensures a consistent quality cabinet each time. Designed to work with HVAC units, heat exchangers, or Multilink's patented Life Saver™ roof technology, our cabinets give you options that will suit your environmental needs. Both NEMA 3 and NEMA 4 cabinet designs are available, allowing you to choose what series you will need to keep your equipment safe and working in any climate.


- » Made of powder-coated aluminum
- » Standard 19" rack rail mounting (23" also available)
- » Variety of environmentally controlled options available
- » Various mounting options (pole, wall, ground)

 gomultilink.com/categories/cabinets/rack-rail-cabinets

Multilink[®]
Simply More...



100% MADE IN THE USA | DURABLE | FIELD UPGRADEABLE



Rack Rail Cabinets

 gomultilink.com/categories/cabinets/rack-rail-cabinets



Rack Rail Cabinets

Multilink's 19" Rack Rail Cabinets work with HVAC/heater units and feature Multilink's Life Saver™ roof to keep your equipment secure while saving space.



Wall/Unistrut Mount 5RU

STOCK ID	DESCRIPTION	DIMENSIONS	MATERIAL	POWER	HEATING/COOLING	CABLE ENTRY	MOUNTING
030-264-10	5RU Enclosure with Vertical 19" Wide Swing Out Rack, 10-32 Threads EIA/TIA Spacing, 3 Point Latch and Piano Hinge.	36.12" H x 29" W x 14"D	Main Body: Powder Coated Aluminum	70Amp-120VAC Service Entrance, 20 Amp Circuit Breaker, Surge Protector, (2) Duplex Receptacle, 125V, 20A Ground Bar	Dual 100CFM Fans	(2) Dual Stage Knockouts 1.38-2.47" Ea. Side (7) Dual Stage Knockouts 1.38-2.47" Bottom	Wall Mount Only
030-264-20	5RU Enclosure w/ Vertical Swing Out Rack and Service Entrance, 10-32 Threads EIA/TIA Spacing, 3 Point Latch and Piano Hinge.	36.12" H x 31.7" W x 14"D	Hardware: Stainless Steel				



Wall/Unistrut Mount 6RU

030-251-30	19" rack mounting rails allows for 6RU mounting capacity for the equipment. Door is constructed with Padlockable Draw-Latch, Piano Hinge and Wind Stop.	17.9"H x 25.7"W x 18.6"D	Main Body: Powder Coated Aluminum Hardware: Stainless Steel	DC Wiring	Dual 100 CFM 48V DC Fans Door and Roof Louvers Backed w/ Screen	(4) Dual-Stage Knockouts 1.4-2.5" on Bottom (1) Single Stage Knockout 4" on Bottom (1) Single Stage Knockout 2" on Back (1) Single Stage Knockout 1" on Left Side	Wall Unistrut
------------	---	--------------------------	--	-----------	---	--	---------------



12RU Backhaul

030-180-40	Door is constructed with Padlockable 3 Point Latch, Piano Hinge and Wind Stop.	31"H x 26"W x 23.5"D			Dual 100 CFM 48V DC Fans		
030-180-60	Pole Mount 12RU Backhaul Cabinet	31"H x 26"W x 26.2"D	Main Body: Powder Coated Aluminum Hardware: Stainless Steel	125V Duplex Receptacle w/Service Entrance	Dual 100 CFM 48V DC Fans	4 X(Ø1.5 X 2.25") Dual Stage Knockouts 1 X(Ø4.00") Single Stage Knockout	Wall Unistrut Pad
030-180-25	Wall/Unistrut Mount 12RU w/o service entrance, fused 48V DC Fans	31"H x 22"W x 23.5"D			Dual 100 CFM 48V DC Fans		
030-180-45	Wall/Unistrut Mount 12RU w/ Heat Exchanger	31"H x 25.75"W x 22.3"D			120V AC Heat Exchanger		
745-560-P1	12" Pedestal	12"H x 20.14W x 22"d			N/A		

Rack Rail Cabinets

 gomultilink.com/categories/cabinets/rack-rail-cabinets



Rack Rail Cabinets

Multilink's 19" Rack Rail Cabinets work with HVAC/heater units and feature Multilink's Life Saver™ roof to keep your equipment secure while saving space.



STOCK ID	DESCRIPTION	DIMENSIONS	MATERIAL	POWER	HEATING/COOLING	CABLE ENTRY	MOUNTING
12RU Wi-Fi Backhaul NEMA 4							
030-346-10	19" rack mounting rails allows for 12RU mounting capacity for the equipment. The standard unit comes with a 1RU 24 port SC/APC Termination Panel (other options available as well as a universal mounting bracket).	29"H x 29"W x 32"D (without AC) 29"H x 39"W x 32"D (with AC)	Corrosion Resistant Powder Coated Aluminum	(1) Quad Box Receptacle w/ Service Entrance	2000 BTU HVAC w/ Integrated 500W Heater	5 Entry Knockout Holes w/ 3 Stage Entry 1.375" x 1.696" x 2.5"	Ground Pole Wall



Wall/Pole Mount 14-RU-N4-AC

14RU, 19" Wall/Unistrut Mount with 10-32 Threads EIA/TIA Spacing, 3 Point Latch and Piano Hinge Wind Stop

030-152-10	PMO-14RU-N4-AC Pole Mount Enclosure	30.5"H X 24"W x 24"D	Main Body: Powder Coated Aluminum Hardware: Type 304 Stainless Steel	60 Amp Service Entrance AC Load Center (2) Duplex Outlets, 125V 20 Amp Breaker	1400-1600 BTU Air Conditioner	Standard (2) 3" conduit entrances located in the bottom rear of the compartment With Battery Drawer (2) 2.5" conduit entrances located in the back wall	Wall Pole
030-152-20	WMO-14RU-N4-AC Wall Mount Enclosure w/ 500watt Integral Heater	30.5"H X 24"W x 24"D					
030-146-10	WMO-14RU-N4-AC-BAT-PG Wall Mount Enclosure w/ Battery Drawer	43"H x 28"W x 23"D					
030-146-11	WMO-14RU-N4-AC-BAT-BE Wall Mount Enclosure w/ Battery Drawer	43"H x 28"W x 23"D					
030-151-10	PMO-14RU-N4-AC-BAT-PG Pole Mount Enclosure w/ Battery Drawer	43"H x 28"W x 23"D					
030-151-11	PMO-14RU-N4-AC-BAT-BE Pole Mount Enclosure w/ Battery Drawer	43"H x 28"W x 23"D					



Dual Door Ground Mount 16RU

030-245-10	16RU Ground Mount Enclosure 19" or 23" Width, 16RU Capacity Adjustable Front to Back, 10-32 Threads EIA/TIA, 3 Point Latch, Piano Hinge, Wind Stop, Front & Rear Doors	34.25"H x 25.75"W x 40.24"D	Main Body: Powder Coated Aluminum Hardware: Stainless Steel	Two 125V Duplex Receptacles	Dual 120V 100CFM Fans, Vented Roof	4 X(Ø1.38 X 2.47") Dual Stage Knockouts 2 X(14" x 8") Removable Plates	Ground (Concrete Pad)
-------------------	--	-----------------------------	--	-----------------------------	------------------------------------	--	-----------------------

Rack Rail Cabinets

 gomultilink.com/categories/cabinets/rack-rail-cabinets



Rack Rail Cabinets

Multilink's 19" Rack Rail Cabinets work with HVAC/heater units and feature Multilink's Life Saver™ roof to keep your equipment secure while saving space.

STOCK ID	DESCRIPTION	DIMENSIONS	MATERIAL	POWER	HEATING/COOLING	CABLE ENTRY	MOUNTING
----------	-------------	------------	----------	-------	-----------------	-------------	----------



Dual Door Backhaul 17RU

030-201-10	17RU Ground Mount Enclosure 19" Width, 17RU Capacity Adjustable Front to Back, 10-32 Threads EIA/TIA, 3 Point Latch, Piano Hinge, Light Switch Control, Wind Stop	41.1"H x 26.9"W x 23.3"D	Main Body: Powder Coated Aluminum Hardware: Stainless Steel	Dual 125V Duplex Receptacles	Full Foil-Faced Insulation, Strategically Placed Ventilation Louvers, (2) 100CFM Fans	2 X(Ø2.47 X1.38") Dual Stage Knockouts 1 X(Ø4.00") Single Stage Knockout	Pole
-------------------	--	-----------------------------	---	---------------------------------	---	--	------

745-281-P2	Ground Mount Pedestal	6"H x 22"W x 18.4"D					
-------------------	-----------------------	---------------------	--	--	--	--	--



Backhaul 18 RU w/Generator Hookup WMO-18RU-N4-BAT-BE

030-185-10	18RU Ground Mount Enclosure 19" Width, 18RU Capacity Adjustable Front to Back, 10-32 Threads EIA/TIA, 3 Point Latch, Piano Hinge, Wind Stop	50"H x 34.5"W x 28.5"D	Main Body: Powder Coated Aluminum Hardware: Stainless Steel	Dual 125V Quad Receptacles , 100Amp 120/240V 6 Position Service Entrance, 70Amp 240V 2 Position Service Entrance, and Generator Hookup w/ Transfer Switch	Dual thermostatically controlled, 48V DC, 100CFM fans with patented lifesaver roof and heat shield	6 X(Ø1" X 2") Dual Stage Knockouts	Wall
-------------------	---	---------------------------	--	---	--	---------------------------------------	------



18RU Wi-fi Backhaul NEMA 4

030-347-10	19" rack mounting rails allows for 18RU mounting capacity for the equipment. The standard unit comes with a 1RU 24 port SC/APC Termination Panel (other options available as well as a universal mounting bracket).	40"H x 29"W x 32"D (without AC) 40"H x 39"W x 32"D (with AC)	Corrosion Resistant Powder Coated Aluminum	(1) Quad Box Re- ceptacle w/ Service Entrance	4000 BTU HVAC w/ Integrated 1000W Heater	5 Entry Knockout Holes w/ 3 Stage Entry 1.375" x 1.696" x 2.5"	Ground Pole Wall
-------------------	--	---	--	---	--	--	------------------------

Rail Rack Cabinets

 gomultilink.com/categories/cabinets/rack-rail-cabinets



Rack Rail Cabinets

Multilink's 19" Rack Rail Cabinets work with HVAC/heater units and feature Multilink's Life Saver™ roof to keep your equipment secure while saving space.

STOCK ID	DESCRIPTION	DIMENSIONS	MATERIAL	POWER	HEATING/COOLING	CABLE ENTRY	MOUNTING
----------	-------------	------------	----------	-------	-----------------	-------------	----------



Wall/Unistrut Mount 21RU

030-202-10	21RU Wall/Unistrut Mount with 19" Wide Swing Out Rack, 10-32 Threads EIA/TIA Spacing, 3 Point Latch and Piano Hinge, Wind Stop	50"H x 29"W x 24"D	Main Body: Powder Coated Aluminum Hardware: Stainless Steel	120/240VAC Service Entrance, 20 Amp Circuit Breaker, Surge Protector, (2) Duplex Receptacle, 125V, 20A Ground Bar	Can Include A/C or Heat Exchanger	(4) Dual Stage Knockouts 1-3", Located Front Right of the Cabinet	Wall Pole
030-202-40	Pole Mount 21RU						



Opto-Electronic Enclosure

Multilink's Opto-Electronic Enclosure is designed for 19" & 23" rack mounted equipment. This enclosure is designed to protect the equipment from dust, snow and rain. It is equipped with two duplex GFI outlets, a fluorescent light that gets activated by an automatic pressure switch when the door opens. The internal rack is 52" height (29 Rack Units). Also equipped with a solar shield installed above the roof for additional protection from sun loading. An optional air conditioner is available.

030-129-10	Internal rack is 29RU. Two duplex GFI outlets and a fluorescent light that activates by an automatic pressure switch when the door opens. Solar shield above the roof provides additional protection from sun loading. Also includes: Front and Back 3 Point Latch, Piano Hinge, Wind Stop	65.5"H x 28"W x 33"D	Main Body: Powder Coated Aluminum Hardware: Stainless Steel	(3) Duplex Receptacle GFCI, 15A, 125VAC, 60Hz	Ventilation Louvers On Bottom Of Both Doors Backed By Bug Screen Sloped Roof w/ Ventilation Louvers Backed By Bug Screen Solar Shield Protecting Roof Fan Shelf, 1RU, (6) 100 CFM Fans Mounted On Rack at Top (744-386-20) 120Vac, 15A Breaker, 10ft Cord	14" x 24" Rectangle Opening On Bottom, Rear	Ground
030-129-20	Opto-Electronic Enclosure w/ A/C Unit & Service Entrance	65.5"H x 28"W x 33"D			4000 BTU Air Conditioning w/ Integral Heater		



Ground Mount 64RU with Rear Doors

030-247-10	64RU Ground Mount Enclosure w/ Rear Doors, 19" or 23" Width, 128RU Capacity (Front & Rear Rails), Adjustable Front to Back, 10-32 Threads EIA/TIA, 3 Point Latch, Piano Hinge, Wind Stop, Front and Rear Doors	62.25"H x 51.4"W x 31.6"D	Main Body: Powder Coated Aluminum Hardware: Stainless Steel	Two 125V Duplex Receptacles	Dual 120V 100CFM Fans, Vented Roof	4 X(Ø1.38 X 2.47") Dual Stage Knockouts 4 X(14" x 6.5") Removable Plates	Ground (Concrete Pad)
-------------------	--	---------------------------	--	-----------------------------	------------------------------------	--	-----------------------

Steel, Stainless Steel & Aluminum Enclosures

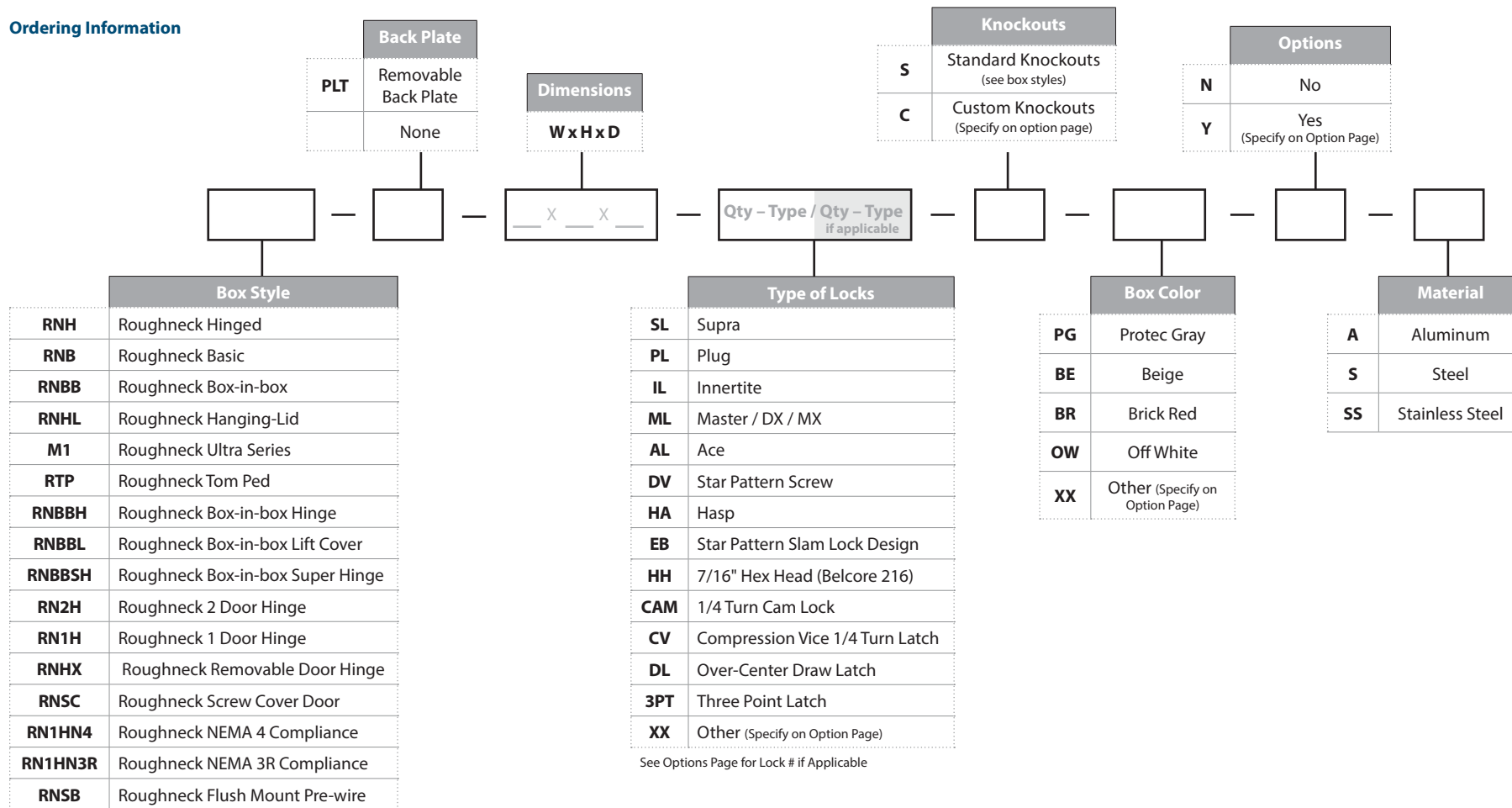
 gomultilink.com/products/steel-enclosure



Steel, Stainless Steel & Aluminum Enclosure Configurator

Our configurators are also available online for easy ordering.

Ordering Information



Steel, Stainless Steel & Aluminum Enclosures Options
















 gomultilink.com/products/steel-enclosure



BOX I.D. # _____

LOCK OPTIONS	
TYPE OF LOCK _____	
LOCK # _____	
SHOULD WAREHOUSE SEND KEYS ?	
YES NO	
SHOULD THE LOCK BE INSTALLED ?	
YES NO	
* LIST ANY SPECIAL LOCK INSTRUCTIONS BELOW:	

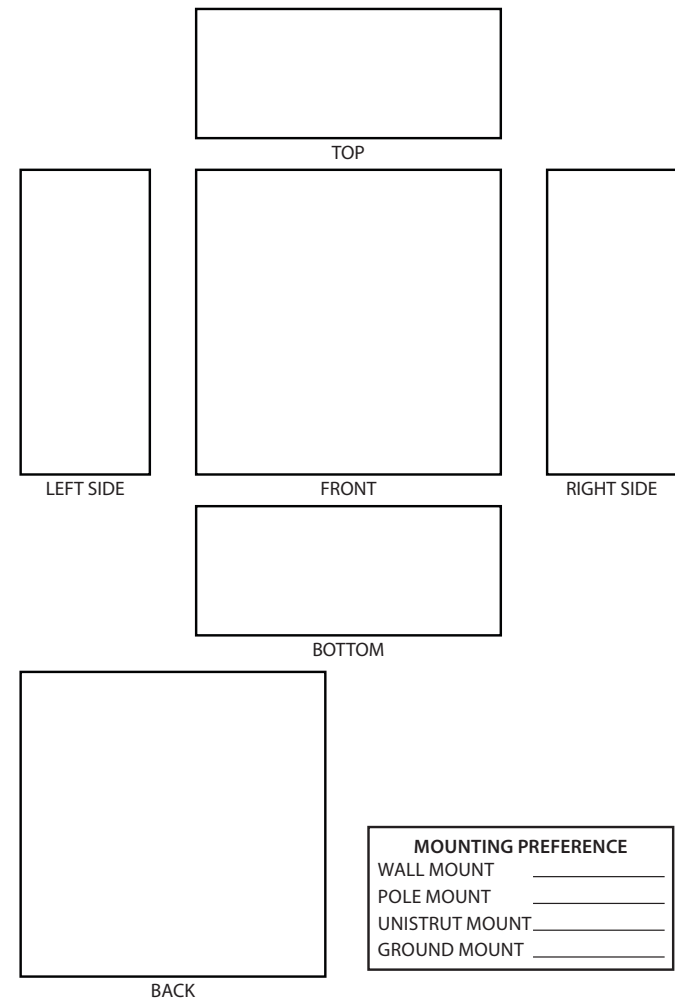
SHIPPING INSTRUCTIONS	
BUBBLE WRAP _____	
INDIVIDUAL BOX _____	
BULK _____	

KNOCKOUTS	
TYPE OF KNOCKOUT:	
A 	2 STAGE: 1.375" x 2.46875"
B 	2 STAGE: 1.375" x 2.25"
C 	2 STAGE: .875" x 1.125" x 1.375" x 1.75"
D 	3 STAGE: 1.375" x 1.96875" x 2.5"
J 	"J" STYLE
P 	PVC
T 	TRAPEZOID
R0250 	ROUND .250
R0500 	ROUND .500
R0562 	ROUND .562
R0630 	ROUND .630
R1000 	ROUND 1.000
R2000 	ROUND 2.000
R3000 	ROUND 3.000
R4000 	ROUND 4.000
*PLEASE SEE ATTACHED PAGE FOR THE LOCATIONS AND TYPE OF KNOCKOUTS FOR THIS BOX	

OPTIONAL ACCESSORIES	
PLEASE CIRCLE OPTIONS: INSTALL:	
D-MARK DROP STAND _____	
STAR PLATE _____	
SCREEN PLATE _____	
RGSB-12 _____	
RGSB-18 _____	
RGSB-20 _____	
RGSB-24 _____	
D-MARK _____	
OXBOARD _____	
PLYWOOD _____	
GROUND LUG _____	
TAP BRACKET _____	
RNRC-100 _____	
60078-DRY LID _____	
SPECIAL PLATE _____	
DOK 1 _____	
FANS _____	
AC WIRING _____	
DC WIRING _____	
RACK RAILS _____	
RACK UNITS _____	
THREAD SIZE _____	
OTHER _____	

*Select models available  UL listed. Contact customer service for more info.

NOTES _____



Metal NEMA 4 Enclosures – Hinged

The Multilink Metal NEMA 4 Enclosures listed below have now been UL listed, and NEMA 4 approved. The new design features a 216 can wrench compression latch, reversible door, 3/4" plywood backboard, padlockable over center draw latch, and 100% weatherproof gasketing. Standard colors are beige and gray. Mounting bracket sold separately.

- » NEMA 4 Rated
- » UL Listed

 gomultilink.com/categories/demarcation-enclosures/steel-boxes



UL Listed Metal Enclosures

STOCK ID	DESCRIPTION	DIMENSIONS	COLOR	MOQ
050-152-31	RN1H-24248-1CV-1DL-C-BE-Y-S-INT	24L" x 24W" x 8D"	Beige	EA
050-153-31	RN1H-24244-1CV-1DL-C-BE-Y-S-INT	24L" x 24W" x 4D"	Beige	EA
050-154-31	RN1H-20168-1CV-1DL-C-BE-Y-S-INT	16L" x 20W" x 8D"	Beige	EA
050-155-31	RN1H-20164-1CV-1DL-C-BE-Y-S-INT	16L" x 20W" x 4D"	Beige	EA
050-202-31	RN1H-18148-1CV-1DL-C-BE-Y-S-INT	14L" x 18W" x 8D"	Beige	EA
050-156-31	RN1H-12128-1CV-1DL-C-BE-Y-S-INT	12L" x 12W" x 8D"	Beige	EA
050-152-30	RN1H-24248-1CV-1DL-C-PG-Y-S-INT	24L" x 24W" x 8D"	Gray	EA
050-153-30	RN1H-24244-1CV-1DL-C-PG-Y-S-INT	24L" x 24W" x 4D"	Gray	EA
050-154-30	RN1H-20168-1CV-1DL-C-PG-Y-S-INT	16L" x 20W" x 8D"	Gray	EA
050-155-30	RN1H-20164-1CV-1DL-C-PG-Y-S-INT	16L" x 20W" x 4D"	Gray	EA
050-202-30	RN1H-18148-1CV-1DL-C-PG-Y-S-INT	14L" x 18W" x 8D"	Gray	EA
050-156-30	RN1H-12128-1CV-1DL-C-PG-Y-S-INT	12L" x 12W" x 8D"	Gray	EA

Mounting Accessories

STOCK ID	DESCRIPTION	COLOR	MOQ
072-101-11	Mounting Bracket Kit For 24" Wide RN1H Enclosure	Beige	EA
072-105-11	Mounting Bracket Kit For 12", 18" & 20" Wide RN1H Enclosure	Beige	EA
072-101-10	Mounting Bracket Kit For 24" Wide RN1H Enclosure	Gray	EA
072-105-10	Mounting Bracket Kit For 12", 18" & 20" Wide RN1H Enclosure	Gray	EA

Metal NEMA 4 Enclosures – Lift-Off Screw Cover

The Multilink MDU enclosures listed below have now been UL listed, and NEMA type 4 approved. The new design features a lift-off screw cover and 100% weatherproof gasketing. Standard colors are beige and gray. Mounting bracket sold separately.

- » NEMA 4 Rated
- » UL Listed

 gomultilink.com/categories/demarcation-enclosures/steel-boxes



UL Listed Lift-Off Screw Cover Enclosures

STOCK ID	DESCRIPTION	DIMENSIONS	COLOR	MOQ
050-206-31	RNSC-444-SND-TYPE4	4H" x 4W" x 4D"	Beige	EA
050-207-31	RNSC-666-SND-TYPE4	6H" x 6W" x 6D"	Beige	EA
050-208-31	RNSC-6126-SND-TYPE4	12H" x 6W" x 6D"	Beige	EA
050-209-31	RNSC-12126-SND-TYPE4	12H" x 12W" x 6D"	Beige	EA
050-210-31	RNSC-6186-SND-TYPE4	18H" x 6W" x 6D"	Beige	EA
050-211-31	RNSC-18188-SND-TYPE 4	18H" x 18W" x 8D"	Beige	EA
050-206-30	RNSC-444-UG-TYPE4	4H" x 4W" x 4D"	Gray	EA
050-207-30	RNSC-666-UG-TYPE4	6H" x 6W" x 6D"	Gray	EA
050-208-30	RNSC-6126-UG-TYPE4	12H" x 6W" x 6D"	Gray	EA
050-209-30	RNSC-12126-UG-TYPE4	12H" x 12W" x 6D"	Gray	EA
050-210-30	RNSC-6186-UG-TYPE4	18H" x 6W" x 6D"	Gray	EA
050-211-30	RNSC-18188-UG-TYPE 4	18H" x 18W" x 8D"	Gray	EA

Mounting Accessories

STOCK ID	DESCRIPTION	COLOR	MOQ
072-126-11	Mounting Bracket Kit For 4" Wide Enclosure	Beige	EA
072-125-11	Mounting Bracket Kit For 6" Wide Enclosure	Beige	EA
072-126-10	Mounting Bracket Kit For 4" Wide Enclosure	Gray	EA
072-125-10	Mounting Bracket Kit For 6" Wide Enclosure	Gray	EA

NEMA 4 Hardened Plastic Enclosures

 gomultilink.com/categories/fiber-optic-closures/fiberglass-enclosures



Junction Box With Lift Off Screw Cover



	PART#	DESCRIPTION	DIMENSIONS	MATERIAL	UOM
SPECS	10-9001	AM 664 Series JIC Size Junction Boxes With Lift Off Screw Cover	6.1" L x 6.1" W x 4.18" D	Ultraguard® Fiberglass reinforced polyester	Each
SPECS	10-9002	AM 864 Series JIC Size Junction Boxes With Lift Off Screw Cover	8" L x 6.12" W x 4.13" D	Ultraguard® Fiberglass reinforced polyester	Each
SPECS	10-9003	AM 1084 Series JIC Size Junction Boxes With Lift Off Screw Cover	10.13" L x 8.26" W x 6.13" D	Ultraguard® Fiberglass reinforced polyester	Each
SPECS	10-9004	AM 1086 Series JIC Size Junction Boxes With Lift Off Screw Cover	10.13" L x 8.26" W x 6.13" D	Ultraguard® Fiberglass reinforced polyester	Each
SPECS	10-9005	AM 1206 Series JIC Size Junction Boxes With Lift Off Screw Cover	12.13" L x 10.26" W x 6.13" D	Ultraguard® Fiberglass reinforced polyester	Each
SPECS	10-9006	AM 1426 Series JIC Size Junction Boxes With Lift Off Screw Cover	14.13" L x 12.26" W x 6.13" D	Ultraguard® Fiberglass reinforced polyester	Each
SPECS	10-9007	AM 1648 Series JIC Size Junction Boxes With Lift Off Screw Cover	16.27" L x 14.4" W x 8.13" D	Ultraguard® Fiberglass reinforced polyester	Each
SPECS	10-9008	AM 1868 Series JIC Size Junction Boxes With Lift Off Screw Cover	18.4" L x 16.4" W x 8.13" D	Ultraguard® Fiberglass reinforced polyester	Each
SPECS	10-9009	AM 2068 Series JIC Size Junction Boxes With Lift Off Screw Cover	20" L x 16" W x 8.13" D	Ultraguard® Fiberglass reinforced polyester	Each

Junction Box With Hinged Cover



SPECS	10-9010	AM 664L Series JIC Size Junction Boxes With Hinged Cover	6.1" L x 6.1" W x 4.18" D	Ultraguard® Fiberglass reinforced polyester	Each
SPECS	10-9011	AM 864L Series JIC Size Junction Boxes With Hinged Cover	8" L x 6.12" W x 4.13" D	Ultraguard® Fiberglass reinforced polyester	Each
SPECS	10-9012	AM 1084L Series JIC Size Junction Boxes With Hinged Cover	10.13" L x 8.26" W x 4.13" D	Ultraguard® Fiberglass reinforced polyester	Each
SPECS	10-9013	AM 1086L Series JIC Size Junction Boxes With Hinged Cover	10.13" L x 8.26" W x 6.13" D	Ultraguard® Fiberglass reinforced polyester	Each
SPECS	10-9014	AM 1206L Series JIC Size Junction Boxes With Hinged Cover	12.13" L x 10.26" W x 6.13" D	Ultraguard® Fiberglass reinforced polyester	Each
SPECS	10-9015	AM 1426L Series JIC Size Junction Boxes With Hinged Cover	14.13" L x 12.26" W x 6.13" D	Ultraguard® Fiberglass reinforced polyester	Each
SPECS	10-9016	AM 1648L Series JIC Size Junction Boxes With Hinged Cover	16.27" L x 14.4" W x 8.13" D	Ultraguard® Fiberglass reinforced polyester	Each
SPECS	10-9017	AM 1868L Series JIC Size Junction Boxes With Hinged Cover	18.4" L x 16.4" W x 8.13" D	Ultraguard® Fiberglass reinforced polyester	Each
SPECS	10-9018	AM 2068L Series JIC Size Junction Boxes With Hinged Cover	20" L x 16" W x 8.13" D	Ultraguard® Fiberglass reinforced polyester	Each



Power Solutions

Companies in the telecommunications and DOT/ITS industries rely on high-performance power solutions to provide network connectivity during both normal operations and emergencies. As a result, you need reliable power supply products that can easily be implemented within your networks and improve your service offerings. We create products that push the telecommunication and transportation industries forward. Designed using the latest technologies to have the most innovative features, our power supplies and other devices can meet a diverse array of needs.

CATV Power Systems

page 96

DOT/ITS Power Systems

page 105

Street Brite Street Sign

page 111



The Importance of Intelligent Transport Systems in the Wake of Natural Disasters

In the face of a natural disaster, transportation systems need to be running at 100% to ensure that people can be quickly and safely evacuated from the affected area. Modern transportation networks are complex and power can be cut off even if a few components are damaged.

Recently, wildfires in California's wine country caused more than 1.6 million Pacific Gas & Electric customers to lose service during rolling blackouts.

Outages can be fatal for people who require life support equipment to survive. Devices like respirators and feeding pumps require a generator or a backup battery power to work.

It is also important to outfit cities and neighborhoods with competent backup uninterruptible power supply (UPS) systems. The UPS delivers emergency power to a load when the main power source fails. These are typically used to protect computers, data centers, and telecommunication equipment, but they also play a vital role in keeping transportation networks afloat after a disaster.

Just imagine how difficult and unsafe it would be to drive out of an evacuation area without functioning traffic lights. Multilink is proud to serve the DOT

and ITS industries with our hardened line-interactive and double-conversion systems. These are two of the market's most effective and reliable failsafe measures to protect devices in the case of emergency power shutdowns.

Our systems are often used to provide backup power to the traffic controllers operating intersections, messaging signs along evacuation routes, conflict monitors, camera equipment, lighting, CCTV, and IP cameras. They also maintain network communication connections during power outages and extreme weather events. People might be panicked trying to flee an area during a natural disaster, but line-interactive and double-conversion systems ensure that traffic lights and other notifiers stay calm and operational.

The major draw of line-interactive power supplies is that they monitor incoming voltage from a network's utility power. With an increase or decrease in utility power, our EP's will boost or buck the

amount of output voltage they're pumping to keep your equipment running. With its attractive price tag, our hardened EP Series is designed for use in harsh environments.

Double-conversion power supplies protect critical equipment like life support devices and traffic fixtures. What makes our UPS lineup truly unique is that they're hardened, so they can withstand higher levels of heat and humidity than other systems on the market.

Natural disasters come in many forms and with many consequences, but there's one certainty: they're all devastating in some way. Fortunately, this devastation can be mitigated if we can make sure that signals keep flashing and people can communicate in a crisis. More cities just need to update their power equipment to the latest line-interactive and double-conversion power supplies to make sure this doesn't happen again.

Our hearts go out to those hurt or displaced by natural disasters. Multilink hopes that, when future events strike, people have the amenities to call for help and keep critical equipment functioning as normal. We can't control disasters, but we can keep them from getting worse by improving power and intelligent transportation technology.

CATV Power Supply

Save on cost, time, and construction by utilizing the EB1s which are designed to work within the existing infrastructure of your network. The EB1s is plug and play compatible with industry-standard power supply enclosures and peripherals. Peripheral devices can also be mated with simple adapter harnesses to maintain the use of tamper switches, cabinet indicators, and battery monitors. Status monitoring features are also compatible with all major NMS suites.

- » 36 and 48 VDC options
- » DOCSIS compliant to versions 2.0, 3.0, and 3.1
- » 3, 4, 6, or 8 Individual battery balancing with embedded BBM options
- » 3, 5, 7.5, 10, 15, or 18 AMP models available

 gomultilink.com/categories/power-solutions



RELIABLE | EXPANDABLE | SECURE



Additional Specifications (typical)

Output Voltage Tolerance	-5% / +3%; Regulation over entire line voltage range
Short Circuit Protection	<150% Maximum Current Rating
Output Waveform	Quasi-Square Wave
Minimum Output Current	1.0 Amp load required: any output tap
Charger Acceptance Voltage	Selectable from 15-29VDC; 27VDC Default
Max Battery Charge Current	8.0A
Charging Profiles	User Configurable Float, Equalize Modes per Battery Chemistry
Temperature Compensation	3mv/°C/cell (programmable, 0-5V/°C/cell)
Operating Temperature	-40° to +65°C
Humidity	5% to 95% Relative Humidity, Non-condensing
Standards	UL 1778:2014 Ed.5 FCC CFR Title 47, Part 15, Subpart B. UL 60950-1:2007 Ed.2/CSA C22.2#60950-1:2007 Ed.2 CSA C22.2#107.3:2014 Ed.3 IEC 62040-2:2006 Additional Third-Party Test Reports are Available.

EB1s – Uninterruptible Power Supply

 gomultilink.com/categories/power-solutions



EB1s

The EB1s is Multilink's flagship uninterruptible power supply solution for all CATV MSOs (cable TV multiple-system operators) that fits most existing cabinets and enclosures. The inverter module is field replaceable and is a non-standby UPS when removed. The embedded status monitor conforms to ANSI/SCTE 25-3 2017 (HMS-022). Each model includes a four-line, Alpha-Numeric Display with four pushbuttons for menu navigation. With a typical transfer time of 4ms, and a typical efficiency rate of 90% in Line Mode or 87% in Inverter Mode, this product is the most cost-effective, reliable, and maintenance-free standby power supply on the market. Several models are available and can be selected using the configuration options shown below. Multilink provides a model for all operating conditions around the world, including models with varying output capacities. Find your EB1s model below and explore the specifications and intuitive design features the EB1s has to offer! (7.8" H x 15.9" W x 10" D)



STOCK ID	BATTERY PROTECTION	BATTERY STRING VOLTAGE	INVERTER OPERATION ACCEPTANCE VOLTAGE	RATED OUTPUT CURRENT	AC INPUT	AC OUTPUT
017-068-43	60 or 80 Amp Magnetic/Hydraulic Circuit Breaker	36VDC, Factory Configured	36VDC	15 Amps	Voltage: 120VAC AC Input Current: 14.2 Amps @ Nominal Line Voltage, Full Load, Bulk Charge AC Input Voltage Tolerance: -25%/+21% AC Input Frequency: 60Hz ± 3%	Voltage: Selectable; 63, 75, or 89VAC. Typically 89VAC from Factory Output: 22 Amps @ 63VAC Power: 1350VA
017-068-46	60 Amp Magnetic/Hydraulic Circuit Breaker	36VDC, Factory Configured	36VDC	15 Amps	Voltage: 240VAC (220-240VAC Compatible) AC Input Current: 7.0 Amps @ Nominal Line Voltage, Full Load, Bulk Charge AC Input Voltage Tolerance: -25%/+10% (240VAC Nominal) AC Input Frequency: 50Hz ± 3%	Voltage: Selectable; 63, 75, or 89VAC. Typically 89VAC from Factory Output: 22 Amps @ 63VAC Power: 1350VA
017-068-47	60 or 80 Amp Magnetic/Hydraulic Circuit Breaker	48VDC, Factory Configured	48VDC	15 Amps	Voltage: 240VAC (220-240VAC Compatible) AC Input Current: 7.5 Amps @ Nominal Line Voltage, Full Load, Bulk Charge AC Input Voltage Tolerance: -25%/+10% (240VAC Nominal) AC Input Frequency: 50Hz ± 3%	Voltage: Selectable; 63, 75, or 89VAC. Typically 89VAC from Factory Output: 22 Amps @ 63VAC Power: 1350VA
017-068-48	60 or 80 Amp Magnetic/Hydraulic Circuit Breaker	36VDC, Factory Configured	36VDC	15 Amps	Voltage: 240VAC (220-240VAC Compatible) AC Input Current: 7.0 Amps @ Nominal Line Voltage, Full Load, Bulk Charge AC Input Voltage Tolerance: -25%/+10% (240VAC Nominal) AC Input Frequency: 60Hz ± 3%	Voltage: Selectable; 63, 75, or 89VAC. Typically 89VAC from Factory Output: 22 Amps @ 63VAC Power: 1350VA
017-068-49	60 or 80 Amp Magnetic/Hydraulic Circuit Breaker	48VDC, Factory Configured	48VDC	15 Amps	Voltage: 240VAC (220-240VAC Compatible) AC Input Current: 7.5 Amps @ Nominal Line Voltage, Full Load, Bulk Charge AC Input Voltage Tolerance: -25%/+10% (240VAC Nominal) AC Input Frequency: 60Hz ± 3%	Voltage: Selectable; 63, 75, or 89VAC. Typically 89VAC from Factory Output: 22 Amps @ 63VAC Power: 1350VA

EB1s – Uninterruptible Power Supply

 gomultilink.com/categories/power-solutions



EB1s



STOCK ID	BATTERY PROTECTION	BATTERY STRING VOLTAGE	INVERTER OPERATION ACCEPTANCE VOLTAGE	RATED OUTPUT CURRENT	AC INPUT	AC OUTPUT
017-068-50	60 or 80 Amp Magnetic/Hydraulic Circuit Breaker	48VDC, Factory Configured	48VDC	15 Amps	Voltage: 120VAC AC Input Current: 14.2 Amps @ Nominal Line Voltage, Full Load, Bulk Charge AC Input Voltage Tolerance: -25%/+10% AC Input Frequency: 60Hz ± 3%	Voltage: Selectable; 63, 75, or 89VAC. Typically 89VAC from Factory Output: 22 Amps @ 63VAC Power: 1350VA
017-068-53	80 Amp Magnetic/Hydraulic Circuit Breaker	36VDC, Factory Configured	36VDC	15 Amps	Voltage: 240VAC (220-240VAC Compatible) AC Input Current: 7.0 Amps @ Nominal Line Voltage, Full Load, Bulk Charge AC Input Voltage Tolerance: -25%/+10% AC Input Frequency: 60Hz ± 3%	Voltage: Selectable; 63, 75, or 89VAC. Typically 89VAC from Factory Output: 22 Amps @ 63VAC Power: 1350VA
017-068-54	60 or 80 Amp Magnetic/Hydraulic Circuit Breaker	36VDC, Factory Configured	36VDC	18 Amps	Voltage: 120VAC AC Input Current: 16.4 Amps @ Nominal Line Voltage, Full Load, Bulk Charge AC Input Voltage Tolerance: -25%/+10%, (Low Tolerance Reduced with Load 80% or Higher) AC Input Frequency: 60Hz ± 3%	Voltage: Selectable; 63, 75, or 89VAC. Typically 89VAC from Factory Output: 25 Amps @ 63VAC Power: 1620VA
017-068-55	60 or 80 Amp Magnetic/Hydraulic Circuit Breaker	36VDC, Factory Configured	36VDC	18 Amps	Voltage: 240VAC AC Input Current: 8.2 Amps @ Nominal Line Voltage, Full Load, Bulk Charge AC Input Voltage Tolerance: -25%/+10%, (Low Tolerance Reduced with Load 80% or Higher) AC Input Frequency: 60Hz ± 3%	Voltage: Selectable; 63, 75, or 89VAC. Typically 89VAC from Factory Output: 25 Amps @ 63VAC Power: 1620VA
017-068-56	60 or 80 Amp Magnetic/Hydraulic Circuit Breaker	36VDC, Factory Configured	36VDC	7.5 Amps	Voltage: 120VAC AC Input Current: 8.5 Amps @ Nominal Line Voltage, Full Load, Bulk Charge AC Input Voltage Tolerance: -25%/+10% AC Input Frequency: 60Hz ± 3%	Voltage: Selectable; 63, 75, or 89VAC. Typically 89VAC from Factory Output: 11 Amps @ 63VAC Power: 675VA
017-068-75	60 or 80 Amp Magnetic/Hydraulic Circuit Breaker	48VDC, Factory Configured	48VDC	10 Amps	Voltage: 240VAC (220-240VAC Compatible) AC Input Current: 5.8 Amps @ Nominal Line Voltage, Full Load, Bulk Charge AC Input Voltage Tolerance: -25%/+10% (240VAC Nominal) AC Input Frequency: 50Hz ± 3%	Voltage: Selectable; 48.5, 60, or 89VAC. Typically 48.5VAC from Factory Output: 15 Amps @ 63VAC Power: 900VA

EB1LP – Uninterruptible Power Supply

 gomultilink.com/categories/power-solutions/Uninterruptible-Power-Supplies/eb1lp



EB1LP

STOCK ID	BATTERY PROTECTION	BATTERY STRING VOLTAGE	INVERTER OPERATION ACCEPTANCE VOLTAGE	RATED OUTPUT CURRENT	AC INPUT	AC OUTPUT
017-077-20	60 or 80 Amp Magnetic/Hydraulic Circuit Breaker	36VDC, Factory Configured	36VDC	3.5 Amps	Voltage: 120VAC AC Input Current: 5.0 Amps @ Nominal Line Voltage, Full Load, Bulk Charge AC Input Voltage Tolerance: -25%/+10%, (Low Tolerance Reduced with Load 80% or Higher) AC Input Frequency: 60Hz ± 3%	Voltage: Selectable; 63, 75, or 89VAC. Typically 89VAC from Factory Output: 4.8 Amps @ 63VAC Power: 300VA
017-077-21	60 or 80 Amp Magnetic/Hydraulic Circuit Breaker	36VDC, Factory Configured	36VDC	5.6 Amps	Voltage: 120VAC AC Input Current: 6.5 Amps @ Nominal Line Voltage, Full Load, Bulk Charge AC Input Voltage Tolerance: -25%/+10% AC Input Frequency: 60Hz ± 3%	Voltage: Selectable; 63, 75, or 89VAC. Typically 89VAC from Factory Output: 8.0 Amps @ 63VAC Power: 500VA
017-077-22	60 or 80 Amp Magnetic/Hydraulic Circuit Breaker	36VDC, Factory Configured	36VDC	3.5 Amps	Voltage: 240VAC AC Input Current: 2.5 Amps @ Nominal Line Voltage, Full Load, Bulk Charge AC Input Voltage Tolerance: -25%/+10% AC Input Frequency: 60Hz ± 3%	Voltage: Selectable; 63, 75 or 89VAC. Typically 89VAC from Factory Output: 4.8 Amps @ 63VAC Power: 300VA
017-077-23	60 or 80 Amp Magnetic/Hydraulic Circuit Breaker	36VDC, Factory Configured	36VDC	3.5 Amps	Voltage: 240VAC AC Input Current: 3.25 Amps @ Nominal Line Voltage, Full Load, Bulk Charge AC Input Voltage Tolerance: -25%/+10% AC Input Frequency: 60Hz ± 3%	Voltage: Selectable; 63, 75 or 89VAC. Typically 89VAC from Factory Output: 8.0 Amps @ 63VAC Power: 500VA

CATV Power Supplies

 gomultilink.com/categories/power-solutions



CATV Power Supplies



STOCK ID	DESCRIPTION	DIMENSIONS	DC INPUT	AC OUTPUT	ENVIRONMENTAL SPECIFICATIONS
CATV Inverter					
The CATV Inverter has been designed to provide up to 300VA of output power to cable network equipment during periods of extended outage, construction or modification to the CATV plant, or during emergency situations where immediate power is required. With a 12VDC battery voltage applied, the CATV Inverter will provide a regulated output voltage of either 60 or 90VAC, depending on model. A Tri-color LED provides battery voltage levels and provides warning for low battery voltage and low battery shutdown. Automatic output overload fold back and short circuit protection is built in to protect the CATV Inverter and attached network equipment. Embedded over temperature shutdown protects the inverter from overheating. The CATV Inverter is intended to be used in conjunction with existing Power Inserter Modules (PIM) in power supply cabinets.					
014-002-10	The CATV Inverter features 12VDC Input with 60/90VAC, 6Hz Output and includes a Voltage Indicator with Tri-Color LED	3" H x 8.25" W x 10" D	Connections: Anderson Power Pole PP75 Connectors Voltage: 12.0VDC Nominal Current: 30A Nominal Inverter Acceptance Voltage: 10.5VDC	Phases: Single phase 2-wire Voltage: 90VAC Voltage Regulation: -8/+2% Current Capacity: 3.4A at 90VAC Nominal Rated Frequency: 60Hz	Operating Temperature: -40°C – to + 55°C 5% to 95% relative humidity



STOCK ID	DESCRIPTION	DIMENSIONS	AC INPUT	AC OUTPUT	EFFICIENCY	ENVIRONMENTAL SPECIFICATIONS
Non-Standby Power Supply						
Multilink's Non-Standby power supplies provide filtered and regulated AC output power of proper voltage and current values to operate amplifiers, nodes and other active devices in CATV and broadband networks. These power supplies incorporate a constant voltage transformer (CVT) as a simple and reliable means of providing desired output voltage with regulation despite line voltage fluctuations and changing load current demands.						
016-015-20	This self-contained power supply has replaceable internal components and pole mounts. It is made of powder coated aluminum and includes an NS Series Output Indicator, Long life Green LED that Indicates AC Output Voltage. Also included is the Output Delay Relay and Input Surge Arrestor	11.125"H x 15 5/8"W x 8.25"D	Voltage: 120VAC	Output Voltage: 60/90VAC Output Current: 15/10A Power: 900	> 90% Full Load / > 80% Half Load	Operating Temperature: -40°C - 65°C
016-019-20			Voltage Range: ±15%	Output Voltage: 60/90VAC Output Current: 22.5/15A Power: 1350		

Sky Power & Smart Tracker

 gomultilink.com/categories/power-solutions



Sky Power

STOCK ID	DESCRIPTION	DIMENSIONS	AC INPUT	AC OUTPUT	DC OUTPUT	ENVIRONMENTAL SPECIFICATIONS
----------	-------------	------------	----------	-----------	-----------	------------------------------




Sky Power 1

This power supply is a small boost transformer providing 120VAC power to small cell, gateway, and CCTV applications. Fitting perfectly into a CATV power supply cabinet, the transformer is powered seamlessly from the 90VAC UPS output of our EB1s or other compatible power supplies. The EB1s or compatible cable UPS provides the Sky Power with regulated and uninterrupted power with battery backup

014-040-20	The Sky Power 1 has the following features and benefits: Uses Existing Infrastructure No added pole attachments Battery backed up Wide availability Clean from noise, surges DOCSIS 3.0 widely available DOCSIS 3.1 to provide GigE speeds Collocated with power	4.36"H x 7.0"W x 8.5"D	Voltage Range: 78.5 - 93.0VAC / 54.8 - 65.0VAC AC Input Voltage: 89VAC Nominal 63VAC Nominal AC Line Input Frequency 45 - 65Hz	Output Voltage: 120VAC Output Current: 2.5A, Output Voltage Range: 120 ±10% Power: 300	Output Voltage: 12VDC Output Current: DC 1.0A Power: 300	Operating Temperature: -40°C to +60°C -40°F to +140°F Operating Humidity Level: 5 - 95% (non-condensing)
-------------------	--	------------------------	--	--	---	--

Smart Tracker

STOCK ID	DESCRIPTION	DIMENSIONS	DIGITAL INPUT	OUTPUT RELAY	AC INPUT	ENVIRONMENTAL SPECIFICATIONS	MOUNTING
----------	-------------	------------	---------------	--------------	----------	------------------------------	----------



Smart Tracker

018-041-10 Blue Smart Tracker Remote Power Manager with 8 individually controlled outlets. Outlet Type: NEMA 5-15R, 15A/125 VAC, 60Hz. Utilizes LED indicators for active outlets, relays and digital inputs. Logs viewable through password protected user interface that stores thousands of events. Test to NEMA TS2-2016 v03.07 Standards.

1.7"H x 7.0"D
x 19"W

Digital Inputs:
8 Individual Inputs
(2 Contacts per Input)
Digital Input Voltage: 5VDC, 10mA Max., Opto-isolated Inputs
Analog Voltage (DC) Input:
2 Independent DC Measurement Inputs
Analog Input Voltage (DC): 0-60VDC
Temperature & Humidity Sensors: Embedded

Output Relays:
8 Individual Output Relays
Relay Switching Voltage:
250VAC, 125VDC MAX
Capacity:
10 Amps, Each

Voltage Range:
85-154VAC;
120VAC Nominal
Frequency:
60Hz ±3Hz
Circuit Breaker Rating: 15A
Current Capacity:
15A
Power Cord:
Pluggable 5-15P,
C13 15A/125VAC

Operating Temperature:
-37°C to +74°C
(-34°F to 165°F)
Operating Humidity:
5-95% Non-condensing
Storage Temperature:
-45°C to 85°C
(-49°F to 185°F)

1RU Rack Mounting w/ Adjustable Rack Mount Brackets or Shelf Mount



018-041-11 Black

CATV Power Supply Accessories

 gomultilink.com/categories/power-solutions/power-accessories



Battery Balancer Kits

018-008-20 3 Battery, 36V External Battery Balance Manager (BBM Plus)

018-009-20 4 Battery, 48V External Battery Balance Manager (BBM Plus)



Battery Monitoring

STOCK ID - 018-026-20

This battery monitoring system is designed to dramatically lower cost and provide battery health and cabinet/hut facility monitoring capabilities.



Battery Cable Kits

874-001-23 36VDC, Extended Duty Battery Harness w/ Anderson Connector

874-003-21 36VDC, Dual String Battery Harness w/ Anderson Connector (6 Battery)

874-002-22 48VDC, Extended Duty Battery Harness w/ Anderson Connector

874-004-20 48VDC, Dual String Battery Harness w/ Anderson Connector (8 Battery)



Tamper Switch Kits

STOCK ID - 740-008-20

Tamper Switch Kit for Power Supply Cabinets (PSC)



Line Cords for EB1s

856-045-10 EB1s 6', Schuko to C19 Connectors

856-048-10 EB1s, 2' 5-20P to C19 Connectors

856-050-10 EB1s, 6' 6-15P to C19 Connectors

856-051-10 EB1s, 4' 5-20P to C19 Connectors



Status Monitoring

740-069-20 Status Monitoring DOCSIS 2.0

740-072-20 Status Monitoring DOCSIS 3.0

740-080-20 Status Monitoring DOCSIS 3.1



Remote Temperature Probe

STOCK ID - 172-001-20

48V remote temperature probe



Battery Terminal Covers

STOCK ID - 538-531-10

Universal battery terminal covers



CATV Power Supply Cabinets

 gomultilink.com/categories/cabinets/power-supply-cabinets



Power Supply Cabinets



STOCK ID	DESCRIPTION	DIMENSIONS	MATERIAL	BATTERY	COLOR	MOUNTING
030-191-10	PSC-3 GM Enclosure	32" H x 26" W x 18" D	Corrosion Resistant Aluminum Stainless Steel Hardware	3 Battery	Gray	Ground
030-190-10	PSC-3 PM Enclosure	25" H x 25" W x 20" D	Corrosion Resistant Aluminum Stainless Steel Hardware	3 Battery	Gray	Pole
030-209-10	PSC-6 GM Enclosure	43" H x 26" W x 20" D	Corrosion Resistant Aluminum Stainless Steel Hardware	6 Battery	Gray	Ground
030-198-10	PSC-6 PM Enclosure	36" H x 25" W x 20" D	Corrosion Resistant Aluminum Stainless Steel Hardware	6 Battery	Gray	Pole
030-228-10	PSC-9 GM Enclosure	53" H x 26" W x 18" D	Corrosion Resistant Aluminum Stainless Steel Hardware	9 Battery	Gray	Ground Only
030-279-10	Co-Locate MQ-PSN-8 Power/Battery/Node Assembly	57.25"H x 37.6"W x 32.25"D	Corrosion Resistant Aluminum Stainless Steel Hardware	8 Battery	Light Green	Ground Only

OPTIONS

FAN	LIGHT	BREAKER	SHELF	BATTERY	POWER	OUTLET	TAMPER SWITCH	INSERT MODULE	SECURITY BAR
<input type="checkbox"/> Yes <input type="checkbox"/> No	<input type="checkbox"/> Enclosure Indicator Light Kit <input type="checkbox"/> Economy Light Kit <input type="checkbox"/> None	<input type="checkbox"/> Service Entrance Kit 120V <input type="checkbox"/> Service Entrance Kit 120/240V <input type="checkbox"/> None	<input type="checkbox"/> Battery Shelf <input type="checkbox"/> None	<input type="checkbox"/> Extended Duty Battery Wiring Kit <input type="checkbox"/> Wire Harness Battery Status Monitor 36V <input type="checkbox"/> None	<input type="checkbox"/> Surge Suppressor 110V Power Line <input type="checkbox"/> None	<input type="checkbox"/> Duplex Outlet Kit 120V <input type="checkbox"/> Duplex Outlet Kit 240V	<input type="checkbox"/> Yes <input type="checkbox"/> No	<input type="checkbox"/> PIM 48 <input type="checkbox"/> PIM-G with 4' Cable <input type="checkbox"/> PIM-E	<input type="checkbox"/> Yes <input type="checkbox"/> No

Big Dog Series

The Big Dog Series has been manufactured to lead the industry in performance. Its strength and durability have been lab tested to provide long lasting protection for your equipment. Each Big Dog has been manufactured with our unique ventilation systems, including the LifeSaver™ roof, keeping the interior of the closure cooler. It has outperformed the competition by up to 20°F in the hottest of temperatures. The Vault is made from a durable UV weather resistance plastic. Each model of the Big Dog closure is available in our standard Utility Green and Beige colors. Custom colors are available upon request with certain minimum quantity orders.

- » Locking options include, but are not limited to, the Star Pattern Lock, P Key Lock or 7/16 Hex Head Lock
- » Load and drop tested – guaranteed to withstand heavy capacities
- » Weather resistant

 gomultilink.com/categories/pedestals-vaults/big-dog-series



DURABLE | WEATHER RESISTANT

Big Dog



STOCK ID	DESCRIPTION	DIMENSIONS	MATERIAL	SECURITY
Big Dog PHCV				
030-331-00	The Big Dog PHCV is a durable UV weather resistant plastic housing closure with vault to accommodate your FTTx Optic Node, Splice enclosure, or other devices. It's strength and durability have been lab tested and provide long lasting protection for your equipment. It is guaranteed to withstand heavy capacities. The LifeSaver™ roof is a staple across our lineup of cabinets. Developed with the sole purpose of keeping the interior of the closure cooler, it has outperformed the competition by up to 20°F in the hottest of temperatures.	25"H x 42"W x 29"D	UV Stabilized Plastic	Star Pattern Lock P-Key 7/16 Hex Head



Big Dog AHCV

030-097-00	This Aluminum Housing Closure with Vault provides maximum protection to your equipment when the situation arises. The AHCV can accommodate even the largest Optic Nodes on the market today with fiber splice enclosures. The patented LifeSaver™ roof design closure provides maximum airflow to the equipment helping maintain proper operating temperatures.	49"H x 50"W x 36"D	Aluminum Cover UV Stabilized Plastic Base	Star Pattern Lock P-Key 7/16 Hex Head
-------------------	---	--------------------	--	---

Node Cabinets & Vaults

 gomultilink.com/categories/cabinets/co-locate-cabinets



Big Dog

STOCK ID	DESCRIPTION	DIMENSIONS	MATERIAL	SECURITY
Big Dog Plus				
030-284-10	The largest of our Big Dog Series, the Plus provides ample room to house your FTTx equipment, with room to spare. This above ground closure is accessible via two doors and two access panels on all four sides, with a removable roof. The Big Dog Plus gives ultimate flexibility to the installer.	30"H x 46"W x 26"D	Powder Coated Aluminum	Cam Lock
Co-Locate Pod				
030-324-20	The Co-Locate Pod is the perfect FTTx solution for your "All in One" Aluminum Above Ground enclosure. With front and rear access panels, the spacious design allows for the fiber optic node, splice enclosure, power supply with slide out battery trays, and fiber management storage to be located in an all encompassing closure. The patented LifeSaver™ roof design provides maximum airflow to the equipment.	45.25"H x 38"W x 34.9"D	Powder Coated Aluminum	Cam Lock
Big Dog PCCV				
072-610-10	The durable Plastic Covered Closure Vault has spacious room to house your below grade equipment. The Vault with lid is designed to be upgradeable to our other Big Dog Series products when the system growth demands it. The lid can be designed to accommodate your specific hole pattern to secure the product to the top of the lid.	26"H x 50"W x 36"D	UV Stabilized Plastic Base 3/16" Galvanized Steel Cover	Star Pattern Lock P Key 7/16 Hex Head



SmartPed 2000-FNC

STOCK ID	DESCRIPTION	DIMENSIONS	MATERIAL	HEATING/COOLING	CABLE ENTRY	MOUNTING
12467K	2000-FNC Node Cabinet and Pedestal Base, includes two mounting rods and slack storage brackets. It is an above-ground housing to shelter amplifiers, splice enclosures, nodes, and provide ample space for slack storage in a secured environment. Includes: front dual doors, 3 point latch, lockable back dual doors, doors lock from inside, all doors are removable, detachable top	50"H x 30"W x 16"D	Main Body: Powder Coated Galvanized Steel w/ Safety Corners All Vertical Seams Sealed w/ Synthetic Rubber Seal Hardware: Stainless Steel	Natural Convection All Door Louvered Top, Bottom And Back w/ Bug Screen	Bottom Open For Concrete Pad, Or Vault Mounting	Ground
12824	BS-24 Stake	24"L				
12432	BS-32 Stake	32"L				
12845	BS-42 Stake	42"L				



DOT Power Systems

Multilink's offers line-interactive, double conversion and power monitoring for the transportation industry. When emergencies hit communities, DOT/ITS power systems need to continue to function as normal. For this reason, backup uninterruptible power supply (UPS) systems are necessary. The UPS delivers emergency power to a load when the main power source fails. The UPS keeps transportation networks running through power outages and other disasters.

- » Remote Monitoring
- » Uninterruptible power supply

 gomultilink.com/categories/traffic-power-solutions



RELIABLE | EXPANDABLE | SECURE




Smart Tracker

 gomultilink.com/categories/traffic-power-solutions/remote-power-manager



Smart Tracker



STOCK ID	DESCRIPTION	DIMENSIONS	DIGITAL INPUT	OUTPUT RELAY	AC INPUT	ENVIRONMENTAL SPECIFICATIONS	MOUNTING
Smart Tracker							
018-041-10 Blue	Smart Tracker Remote Power Manager with 8 individually controlled outlets. Outlet Type: NEMA 5-15R, 15A/125 VAC, 60Hz. Utilizes LED indicators for active outlets, relays and digital inputs. Logs viewable through password protected user interface that stores thousands of events. Test to NEMA TS2-2016 v03.07 Standards.	1.7"H x 7.0"D x 19"W	Digital Inputs: 8 Individual Inputs <i>(2 Contacts per Input)</i> Digital Input Voltage: 5VDC, 10mA Max., Opto-isolated Inputs Analog Voltage (DC) Input: 2 Independent DC Measurement Inputs Analog Input Voltage (DC): 0-60VDC Temperature & Humidity Sensors: Embedded	Output Relays: 8 Individual Output Relays Relay Switching Voltage: 250VAC, 125VDC MAX Relay Current Capacity: 10 Amps, Each	Voltage Range: 85-154VAC; 120VAC Nominal Frequency: 60Hz ±3Hz Circuit Breaker Rating: 15A Current Capacity: 15A Power Cord: Pluggable 5-15P, C13 15A/125VAC	Operating Temperature: -37°C to +74°C (-34°F to 165°F) Operating Humidity: 5-95% Non-condensing Storage Temperature: -45°C to 85°C (-49°F to 185°F)	1RU Rack Mounting w/ Adjustable Rack Mount Brackets or Shelf Mount



Smart Tracker							
018-041-11 Black	Smart Tracker Remote Power Manager with 8 individually controlled outlets. Outlet Type: NEMA 5-15R, 15A/125 VAC, 60Hz. Utilizes LED indicators for active outlets, relays and digital inputs. Logs viewable through password protected user interface that stores thousands of events. Test to NEMA TS2-2016 v03.07 Standards.	1.7"H x 7.0"D x 19"W	Digital Inputs: 8 Individual Inputs <i>(2 Contacts per Input)</i> Digital Input Voltage: 5VDC, 10mA Max., Opto-isolated Inputs Analog Voltage (DC) Input: 2 Independent DC Measurement Inputs Analog Input Voltage (DC): 0-60VDC Temperature & Humidity Sensors: Embedded	Output Relays: 8 Individual Output Relays Relay Switching Voltage: 250VAC, 125VDC MAX Relay Current Capacity: 10 Amps, Each	Voltage Range: 85-154VAC; 120VAC Nominal Frequency: 60Hz ±3Hz Circuit Breaker Rating: 15A Current Capacity: 15A Power Cord: Pluggable 5-15P, C13 15A/125VAC	Operating Temperature: -37°C to +74°C (-34°F to 165°F) Operating Humidity: 5-95% Non-condensing Storage Temperature: -45°C to 85°C (-49°F to 185°F)	1RU Rack Mounting w/ Adjustable Rack Mount Brackets or Shelf Mount

DOT Traffic Power Solutions

 gomultilink.com/categories/traffic-power-solutions



Line-Interactive Power Supply

The EP Line-Interactive uninterruptible power supply (UPS) provides a steady, regulated AC output power to operate traffic signals, camera equipment and additional applications used in Departments of Transportation and Intelligent Traffic Systems (DOT/ITS). Built-in intelligence provides continuous operation during brownout and voltage spike with Automatic Voltage Regulation. A heavy duty battery charger and robust inverter provide backup power and recharging when line voltage is present. Status monitoring capabilities are provided through the LCD display, serial interface and optional Ethernet network card for remote monitoring.



 SPECS

STOCK ID	DESCRIPTION	DIMENSIONS	OUTPUT CAPACITY	BATTERY VOLTAGE
EP 650				
010-034-10	The EP 650 is a Line-Interactive uninterruptible power supply (UPS) with an output capacity of 650W.	3.5"H x 17"W x 9"D	650W	24VDC Battery System (2, 12V Batteries)



 SPECS

EP 1100				
010-037-10	The EP 1100 is a Line-Interactive uninterruptible power supply (UPS) with a medium output capacity of 1100W.	5.25"H x 17.0"W x 10.25"D	1,100W	48VDC Battery System (4, 12V Batteries)



 SPECS

EP 2200-T				
010-022-10	The EP 2200-T is a Line-interactive uninterruptible power supply (UPS) with an output capacity of 1500W.	5.25"H x 17.0"W x 10.0"D	1,500W	48VDC Battery System (4, 12V Batteries)
019-020-10	Embedded Ethernet Communications Card for EP2200-T. Web page interface to allow monitoring and configuration of UPS remotely. SNMP and email notifications are available. NTCIP compliant.			

DOT Traffic Power Solutions

 gomultilink.com/categories/traffic-power-solutions



Double-Conversion Power Supply

Multilink's EDP Double-Conversion is an uninterruptible power supply designed to provide high quality, stable AC power to critical equipment that requires continuous, regulated power. With a pure sine wave output, the EDP provides power to sensitive loads with zero loss in output power. With 4 LEDs and a 4 line LCD display, UPS operating statistics scroll across the screen to provide at-a-glance monitoring. Ethernet connectivity is standard and includes an on-board web page for status monitoring and configuration. Compatibility with generators using the Multilink's Safety Automatic Transfer Switch (SATS) provides lasting back-up power during long utility outages and low battery shutdown. With 3 models to choose from, the Multilink Double-Conversion UPS is scalable to provide high efficiency with superior confidence in any environment.

STOCK ID	DESCRIPTION	DIMENSIONS	OUTPUT CAPACITY	BATTERY VOLTAGE
EDP 1000				
010-028-20	The Multilink EDP 1000 Double-Conversion UPS is an uninterruptible power supply with an output capacity of 700W.	3.5"H x 17.0"W x 13.625"D	1,000VA	24VDC Battery System (2, 12V Batteries)
EDP 1500				
010-029-20	The Multilink EDP 1500 Double-Conversion UPS is an uninterruptible power supply with an output capacity of 1100W.	5.25"H x 17.0"W x 13.875"D	1,500VA	36VDC Battery System (3, 12V Batteries)
EP 2000				
010-030-20	The Multilink EDP 2000 Double-Conversion UPS is an uninterruptible power supply with an output capacity of 1400W.	5.25"H x 17.0"W x 13.875"D	2,000VA	48VDC Battery System (4, 12V Batteries)







Transfer Switches

 gomultilink.com/categories/traffic-power-solutions



Transfer Switches

STOCK ID	DESCRIPTION	DIMENSIONS	AC OUTPUT	AC INPUT	MOUNTING
<p>Safety Automatic Transfer Switch: The Safety Automatic Transfer Switch has an operating temperature of -37°C to +74°C and provides automatic power source selection, generator capabilities and alarm reporting via dry contact relays. It includes a maintenance bypass switch.</p>					
 SPECS	<p>010-505-10 Safety Automatic Transfer Switch, EDP Series – This Safety Automatic Transfer Switch pairs with the EDP double conversion series of UPS systems.</p>	3.5"H x 19"W 10"D	<p>AC Outlet Capacity: 6A MAX Voltage Waveform: Sine Wave Output Power Connection: Hard-Wired to Terminal Blocks Phases: Single Phase 3-Wire Load Power Factor: 0.7 - 1.0 Voltage: 120V Nominal Over Current Protection: Internal Fuses Voltage Regulation: Rated Voltage ±5% Overload Capability: 150% Current Capacity: 16.67A @ 120V Transfer Time: 4 Cycles or Less Rated Frequency: 60Hz</p>	<p>Connections: Hard-wired to Terminal Block Voltage: 120V Nominal Frequency: 60Hz Input Power Factor: 0.98 - 1.0 Power Consumption: 3W Phase: Single Phase 3-Wire</p>	Rack
<p>010-505-20 Safety Automatic Transfer Switch, Universal/Line Interactive – The Safety Automatic Transfer Switch pairs with a universal transfer switch and pairs with the EP line interactive series of UPS systems.</p>					
<p>Standard Transfer Switch: The Standard Transfer Switch includes maintenance bypass switch with an operating temperature of -37°C to +74°C.</p>					
 SPECS	<p>010-507-10 (double conversion) The Standard Transfer Switch pairs with the EDP series and line-interactive or double conversion UPS models. It provides power source selection, generator capabilities and alarm reporting via dry contact relays.</p>	8.5"H x 7"W x 3.5"D	<p>Overload Capability: 150% Rated Frequency: 60Hz Phase: Single Phase 2-wire Over Current Protection: Upstream Circuit Breaker/Internal Fuses Voltage Waveform: Sine Wave Output Power Connection: Hard-Wired to Terminal Blocks Transient Voltage Variation: Rated Voltage ±5% Voltage: 120V Nominal Transfer Time: 5 Cycles or less Voltage Regulation: Rated Voltage ±5% Load Power Factor: 0.7 - 1.0 Current Capacity: 16.67A @ 120V</p>	<p>Power Consumption: 3W Connections: Hard-wired to Terminal Block Phase: Single Phase 2-wire Voltage: 120V Nominal Frequency: 60Hz Input Power Factor: 0.98 - 1.0</p>	Wall
<p>010-507-20 (line-interactive)</p>	<p>The Standard Transfer Switch pairs with the EDP series of double-conversion and EP series of line-interactive UPS models. It provides power source selection and alarm reporting via dry contact relays. Includes maintenance bypass switch.</p>	3.5"H x 19"W x 5.5"D			Rack
 SPECS	<p>010-506-10 (double conversion)</p>	3.5"H x 19"W x 5.5"D	<p>Power VA/W: 2000VA/1500W Inverter Mode: 120VAC +/- 5% Output Voltage: 100~130 +/- 2VAC Output Waveform: Sine Wave Output Waveform THD: < 3% (Resistive Load) Load Crest Factor: 3:1 (Max) Overload Capacity: 110% for 3 minutes Power Factor: 0.75</p>	<p>Step Load Response: 1/2 Cycle Full Recovery (Full resistive load) Short Circuit Protection: 15A Circuit Breaker Battery String Voltage: 48VDC (Four 12VDC Battery) Voltage Range: 100~130VAC (120VAC Nominal) Prog. 90-150VAC Current Capacity: 30A</p>	Rack Mount EARS, 4 points optional 19" rack mount
<p>010-506-20 (line-interactive)</p>	<p>Manual bypass switch (panel transfer device) that is compatible with the EP2200-T. Allows for maintenance to be done on UPS and batteries without loss of power to the load.</p>				
 SPECS	<p>010-502-10</p>	3.5"H x 19"W x 5.5"D			

DOT Power Supply Accessories

 gomultilink.com/categories/traffic-power-solutions



Battery Terminal Covers

STOCK ID - 538-531-20

Universal Battery Terminal Cover



Battery Cable Kits

870-230-10 48VDC for the EP2200

870-230-20 24VDC for the EPD1000

870-230-30 36VDC for the EDP1500

870-230-40 48VDC for the EP650

874-001-24 24VDC for the EDP1000 or EP650

Other Battery Harness are available on our website.



Battery Balancer Kits

018-020-20 2 Battery, 24V External Battery Balance Manager

018-008-20 3 Battery, 36V External Battery Balance Manager (BBM Plus)

018-009-20 4 Battery, 48V External Battery Balance Manager (BBM Plus)



AGM Battery

STOCK ID - 032-002-10

12V, 108 AMP, Group 31



Battery Monitoring

STOCK ID - 018-026-20

This battery monitoring system is designed to dramatically lower cost and provide battery health and cabinet/hut facility monitoring capabilities.



Camera Control Interface

STOCK ID - 018-039-20

Provides integrated functionality in powering and controlling a video camera at remote locations. Controlled using joystick or remotely using R2-232/485.



Battery Heater Mat

STOCK ID - 176-001-10

Used to keep 3 battery string warm during cold temperatures. Includes 6ft AC power cord.



Rack Mount Kit

STOCK ID - 072-443-10



Remote Temperature Probe

STOCK ID - 172-001-20

For Blackhawk, EB1L, EB1s, EB1300



Traffic Control Cabinets

To reliably store Department of Transportation equipment, Multilink offers a variety of aluminum and stainless steel traffic control cabinets. These sturdy cabinets and flasher-style enclosures offer protection from severe weather conditions and keep internal systems cool enough to function on hot days with HVAC equipment. We offer our DOT cabinets in multiple sizes and styles so that our customers can find versions that meet their unique needs. To ensure our cabinets and enclosures perform to your expectations, we test all our products in a laboratory to meet or exceed NEMA 3R specification and general DOT cabinet standards before placing them on the market.

- » Available in a variety of sizes
- » Optionally installed heating and cooling equipment
- » Pre-installed fiber management and patch panels available

 gomultilink.com/categories/dot-cabinets

Multilink[®]
Simply More...



ENVIRONMENTALLY CONTROLLED | FORCED AND NATURAL CONVECTION



Traffic Control Cabinets

 gomultilink.com/categories/dot-cabinets



Traffic Control Cabinets

STOCK ID	DESCRIPTION	DIMENSIONS	MATERIAL	POWER	HEATING/COOLING	CABLE ENTRY	MOUNTING
336 Stretch Traffic Control Cabinet							
030-326-10	336 Stretch Traffic Cabinet with 19" rack width, 21RU free space (23RU total capacity) and 10-32 treads EIA/TIA spacing. Includes Dual Door, 3 Point Latch, Corbin #2 Lock, Piano Hinge, Wind Stop, Vent Pocket, and Document Holder. Special Features: CCTV Panel, 1RU Sliding Drawer Shelf, Power Strip, 2 Light Fixtures and Life Saver™ Roof	47.6"H x 24.4"W x 20.6"D	Main Body: 1/8" Aluminum w/Synthetic Rubber Seal Hardware: Stainless Steel	Optional: 120V AC, 60Hz 1-PHASE	Optional: Forced convection w/ cooling fans	Cable entry locations in bottom of enclosure	Pole or Ground
030-329-10	336 Stretch Traffic Cabinet with GTS						
030-238-50	336 Stretch Traffic Cabinet FDOT Approved				120V AC, 60Hz 1-PHASE	Forced convection w/ cooling fans	



336 Traffic Control Cabinet

030-342-10	336 Traffic Cabinet with 19" rack width, 21RU total capacity and 10-32 treads EIA/TIA spacing. Includes Dual Door, 3 Point Latch, Corbin #2 Lock, Piano Hinge, Wind Stop, Vent Pocket, and Document Holder. Special Features: 1RU Sliding Drawer Shelf, 2 (16w) Light Fixtures Each Side, Independent Transfer Switch Enclosure Welded on Side w/ Corbin Lock, Gasketing, and Green LED Indicator Light and Life Saver™ Roof	39"H x 24.25"W x 20.25"D	Main Body: 1/8" Aluminum w/Synthetic Rubber Seal Hardware: Stainless Steel	Optional: 120V AC, 60Hz 1-PHASE (All components are grounded to the main ground bar)	Optional: Forced convection w/ cooling fans and heat shields	Cable entry locations in bottom of enclosure	Pole or Ground
030-272-10	336 Mini GDOT Approved with Stove Top	32"H x 26"W x 24"D			120V AC, 60Hz 1-PHASE (All components are grounded to the main ground bar)	Forced convection w/ cooling fans and heat shields	









Flasher Style Traffic Cabinets

 gomultilink.com/categories/dot-cabinets



Traffic Control Cabinets









STOCK ID	DESCRIPTION	DIMENSIONS	MATERIAL	POWER	HEATING/COOLING	CABLE ENTRY	MOUNTING
334 Traffic Control Cabinet							
030-333-15	334 Cabinet with Traditional Stove Top Roof	66.75"H x 24.25"W x 30.25"D	Main Body: 1/8" Aluminum w/Synthetic Rubber Seal Hardware: Stainless Steel	Various Options Available	Various Options Available	Bottom	Ground
							
332L Traffic Control Cabinet							
030-222-40	332L Traffic Control Cabinet with Stove Top	66.75"H x 24.25"W x 30.25"D	Main Body: 1/8" Aluminum w/Synthetic Rubber Seal Hardware: Stainless Steel	Various Options Available	Various Options Available	Bottom	Ground
							
30IV Traffic Cabinet							
050-138-10	Single Door, 3 Point Latch, Corbin #2 Lock, Piano Hinge, Wind Stop, and Vent Pocket. Special Feature: Unistruts with spring nuts, and raised back plate	56"H x 30"W x 19"D	Main Body: 1/8" Aluminum w/Synthetic Rubber Seal Hardware: Stainless Steel	N/A	N/A	Knockouts for 2" conduit on bottom of enclosure	N/A
							

Flasher Style Traffic Cabinets

 gomultilink.com/categories/dot-cabinets



Flasher Style Traffic Cabinets

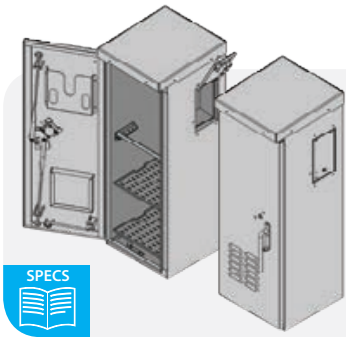
STOCK ID	DESCRIPTION	DIMENSIONS	MATERIAL	POWER	HEATING/COOLING	CABLE ENTRY	GROUNDING
RN1H-161912 Traffic Cabinet							
 	050-141-10 Single Door, Corbin Lock w/ Skeleton Key, and Piano Hinge. Special Feature: Raised back plate.	19"H x 16"W x 12"D	Main Body: 1/8" Aluminum w/Synthetic Rubber Seal Hardware: Stainless Steel	N/A	N/A	Knockouts for 2" conduit in bottom of enclosure	Ground Lug
RN1H-18248 Traffic Cabinet							
 	050-147-10 Single Door, Right Hand Corbin #2 Lock, and Piano Hinge. Special Feature: Raised back plate.	24"H x 18"W x 8"D	Main Body: 1/8" Aluminum w/Synthetic Rubber Seal Hardware: Stainless Steel	N/A	N/A	Knockouts for 2" conduit in bottom of enclosure	Ground Lug
Type II Flasher Traffic Cabinet							
 	050-150-10 Single Door, Right Hand Corbin #2 Lock, and Piano Hinge. Special Feature: Raised back plate.	27"H x 15.25"W x 12"D	Main Body: 1/8" Aluminum w/Synthetic Rubber Seal Hardware: Stainless Steel	N/A	N/A	Knockouts for 2" conduit in bottom of enclosure	Ground Lug
RN1H-213318 Traffic Cabinet							
 	050-199-30 19" Width, 16RU Height, and 12-24 Treads EIA/TIA Spacing. Single Door, Right Hand Corbin #2 Lock, Piano Hinge, Wind Stop, and Vent Pocket. Special Feature: Duplex Outlet	33"H x 21.25"W x 18"D	Main Body: 1/8" Aluminum w/Synthetic Rubber Seal Hardware: Stainless Steel	N/A	Forced convection w/ thermostatically controlled cooling fans	Knockouts for 3" conduit in bottom of enclosure	Ground Lug

BBS Cabinets

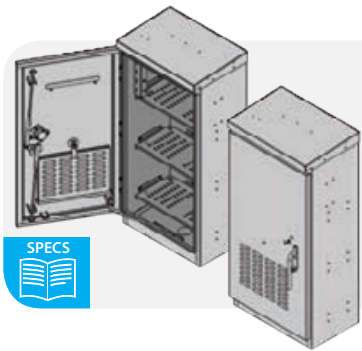
 gomultilink.com/categories/cabinets/rack-rail-cabinets



Traffic Control Cabinets



STOCK ID	DESCRIPTION	DIMENSIONS	MATERIAL	POWER	HEATING/COOLING	CABLE ENTRY	MOUNTING
BBS Cabinet							
030-341-10	BBS Cabinet with generator hookup	48"H x 16.5"W x 17.31"D	Main Body: 1/8" Aluminum w/Synthetic Rubber Seal Hardware: Stainless Steel	Options Available	100 CFM 48 VDC Fan	Bottom	Ground



BBS Cabinet							
030-343-10	BBS Cabinet with fixed shelves	51"H x 24"W x 16"D	Main Body: 1/8" Aluminum w/Synthetic Rubber Seal Hardware: Stainless Steel	Options Available	100 CFM 48 VDC Fan	Bottom	Ground

Street Brite Signs

The Multilink Street Brite Sign has been designed and engineered to address the needs of the traffic industry; improving reliability, accessibility, and visibility. The Street Brite Sign's heavy-duty frame is constructed with aircraft-grade, 8-gauge aluminum and can withstand wind speeds up to 150 miles per hour, yet is 2/3 the weight of the competitor's signage. Set in the sealed junction box, the innovative Photo Eye provides automatic powering on and off, allowing the LED strips to boast a long-life with a minimum of 10 years. With easy, tool-free accessibility, the interior components are replaceable in the field and the re-enterable side panel locks into place with a weather-tight seal. The sign's 3M translucent material illuminates as well as reflects to maintain zero shadow stabilization in all lighting conditions.

- » Components accessible while sign is hanging for maintenance
- » Upgradeable to double-sided at any time
- » Light sensors to automate back-lighting
- » Thin, compact, light-weight & serviceable in the field
- » UL and CSA listed and the power supply is IP 67 rated

 gomultilink.com/categories/illuminated-street-signs



Street Brite Signs

STOCK ID	DESCRIPTION	DIMENSIONS
050-425-10	Double Sided	24"H x 48"W x 2"D
050-422-10	Double Sided	24"H x 72"W x 2"D
050-424-10	Double Sided	24"H x 96"W x 2"D
050-427-10	Double Sided	18"H x 48"W x 2"D
050-428-10	Double Sided	18"H x 72"W x 2"D
050-429-10	Double Sided	18"H x 96"W x 2"D
050-430-10	Single Sided	24"H x 48"W x 2"D
050-431-10	Single Sided	24"H x 72"W x 2"D
050-432-10	Single Sided	24"H x 96"W x 2"D
050-433-10	Single Sided	18"H x 48"W x 2"D
050-434-10	Single Sided	18"H x 72"W x 2"D
050-435-10	Single Sided	18"H x 96"W x 2"D



Multi-Media Enclosures

Multilink's Demarcation Enclosures are built to meet your specific needs. Enclosures are available in plastic, steel, stainless steel and aluminum and are tested for indoor and outdoor use.

Multi-Media Enclosures

page 113

Multi-Media Enclosures Accessories

page 118


Multi-Media Enclosure

Smart homes/offices are driving the need for small network hubs within living quarters and businesses. Multilink provides clean, easy-to-maintain Multi-Media Enclosures with this in mind. The enclosures are capable of being recess mounted in the wall, surface mounted or free standing. They are made from Wi-Fi friendly plastic so your signal won't be affected. Expandable sections ensure plenty of space for current and for future expansions.


- » Expandable sections
- » Recess, surface & free standing mounting
- » Independent door functionality
- » Vented or Unvented Doors

 gomultilink.com/categories/demarcation-enclosures/multi-media-enclosure

Multilink[®]
Simply More...




EXPANDABLE | EASY MAINTENANCE | ORGANIZED



Deep Frame | Standard Frame | Flush/Tapered Frame | Floor Stand

Multi-Media Enclosure

gomultilink.com/categories/demarcation-enclosures/multi-media-enclosure

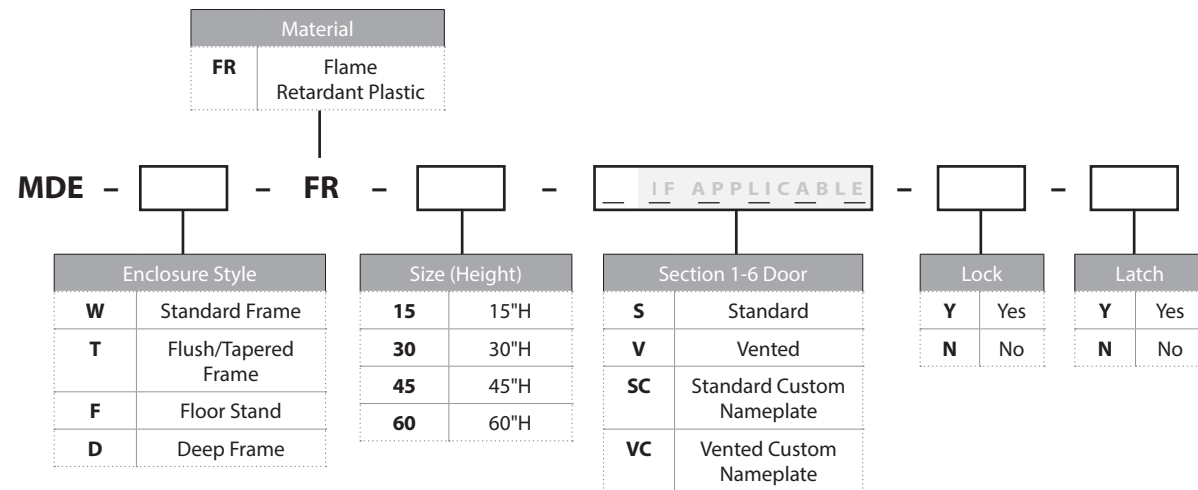


30" Multi-Media Enclosure Shown



Multi-Media Enclosures Configurator

Ordering Information



Multi-Media Enclosure

 gomultilink.com/categories/demarcation-enclosures/multi-media-enclosure



Standards:


UL 2416 - Audio/Video, Information, and Communication Technology Equipment Cabinet, Enclosure and Rack Systems
CAN/CSA C22.2 No. 60950-1-07 - Canadian Standard for Safety for Information Technology Equipment – Safety – Part 1: General Requirements



Standard Multi-Media Enclosures

STOCK ID	DESCRIPTION	DIMENSIONS	MATERIAL	COLOR	MOUNTING
020-296-10	Standard 15"W/ Vented Door	15"H x 15"W x 4.5"D	Plastic	White	Wall
020-296-20	Standard 15"W/ Solid Door	15"H x 15"W x 4.5"D	Plastic	White	Wall
020-298-10	Standard 30"W/ Vented Door	30"H x 15"W x 4.5"D	Plastic	White	Wall
020-298-20	Standard 30"W/ Solid Door	30"H x 15"W x 4.5"D	Plastic	White	Wall
020-300-10	Standard 45"W/ Vented Door	45"H x 15"W x 4.5"D	Plastic	White	Wall
020-300-20	Standard 45"W/ Solid Door	45"H x 15"W x 4.5"D	Plastic	White	Wall
020-302-10	Standard 60"W/ Vented Door	60"H x 15"W x 4.5"D	Plastic	White	Wall
020-302-20	Standard 60"W/ Solid Door	60"H x 15"W x 4.5"D	Plastic	White	Wall
020-390-10	Standard 15"W/ Deep Frame	15"H x 15"W x 6.87"D (6"ID)	Plastic	White	Wall
020-392-10	Standard 30"W/ Deep Frame	30"H x 15"W x 6.87"D (6"ID)	Plastic	White	Wall
020-394-10	Standard 45"W/ Deep Frame	45"H x 15"W x 6.87"D (6"ID)	Plastic	White	Wall
020-396-10	Standard 60"W/ Deep Frame	60"H x 15"W x 6.87"D (6"ID)	Plastic	White	Wall

Multi-Media Enclosure

 gomultilink.com/categories/demarcation-enclosures/multi-media-enclosure



Flush Mount Multi-Media Enclosures

STOCK ID	DESCRIPTION	DIMENSIONS	MATERIAL	COLOR	MOUNTING
020-297-10	Flush Mount 15"W/ Vented Door	15"H x 15"W x 4.5"D	Plastic	White	Stud
020-297-20	Flush Mount 15"W/ Solid Door	15"H x 15"W x 4.5"D	Plastic	White	Stud
020-299-10	Flush Mount 30"W/ Vented Door	30"H x 15"W x 4.5"D	Plastic	White	Stud
020-299-20	Flush Mount 30"W/ Solid Door	30"H x 15"W x 4.5"D	Plastic	White	Stud
020-301-10	Flush Mount 45"W/ Vented Door	45"H x 15"W x 4.5"D	Plastic	White	Stud
020-301-20	Flush Mount 45"W/ Solid Door	45"H x 15"W x 4.5"D	Plastic	White	Stud
020-303-10	Flush Mount 60"W/ Vented Door	60"H x 15"W x 4.5"D	Plastic	White	Stud
020-303-20	Flush Mount 60"W/ Solid Door	60"H x 15"W x 4.5"D	Plastic	White	Stud
020-391-10	Flush Mount 15"W/ Deep Frame	15"H x 15"W x 6.87"D (6"ID)	Plastic	White	Wall
020-393-10	Flush Mount 30"W/ Deep Frame	30"H x 15"W x 6.87"D (6"ID)	Plastic	White	Wall
020-395-10	Flush Mount 45"W/ Deep Frame	45"H x 15"W x 6.87"D (6"ID)	Plastic	White	Wall
020-398-10	Flush Mount 60"W/ Deep Frame	60"H x 15"W x 6.87"D (6"ID)	Plastic	White	Wall



Floor Stand Multi-Media Enclosures

STOCK ID	DESCRIPTION	DIMENSIONS	MATERIAL	COLOR	MOUNTING
020-294-10	Floor Stand 15"W/ Vented Door	15"H x 15"W x 4.5"D	Plastic	White	Floor Stand
020-295-10	Floor Stand 30"W/ Vented Door	15"H x 15"W x 4.5"D	Plastic	White	Floor Stand

Multi-Media Enclosure

 gomultilink.com/categories/demarcation-enclosures/multi-media-enclosure





45" Standard Deep Frame Shown

Deep Frame Retro-Fit Multi-Media Enclosure Kits

STOCK ID	DESCRIPTION	MATERIAL	COLOR	MOUNTING
072-722-10	Standard Deep Frame Retro-Fit Multi-Media Enclosure Kits 15" (frame only)	Plastic	White	Stud
072-723-10	Flush Mount Deep Frame Retro-Fit Multi-Media Enclosure Kits 15" (frame only)	Plastic	White	Stud
072-724-10	Standard Deep Frame Retro-Fit Multi-Media Enclosure Kits 30" (frame only)	Plastic	White	Stud
072-725-10	Flush Mount Deep Frame Retro-Fit Multi-Media Enclosure Kits 30" (frame only)	Plastic	White	Stud
072-726-10	Standard Deep Frame Retro-Fit Multi-Media Enclosure Kits 45" (frame only)	Plastic	White	Stud
072-727-10	Flush Mount Deep Frame Retro-Fit Multi-Media Enclosure Kits 45" (frame only)	Plastic	White	Stud
072-728-10	Standard Deep Frame Retro-Fit Multi-Media Enclosure Kits 60" (frame only)	Plastic	White	Stud
072-729-10	Flush Mount Deep Frame Retro-Fit Multi-Media Enclosure Kits 60" (frame only)	Plastic	White	Stud

Multi-Media Enclosure Accessories


 gomultilink.com/categories/demarcation-enclosures/multi-media-enclosure



Fiber Spool Kit – Slack Storage

STOCK ID - 072-533-10

Multi-Media Spool – Blue Fiber Management Ears
Expandable with 4 screws



Backing Plates

STOCK ID - 072-534-10

FlexGrid™ Mounting Plate, A mountable FlexGrid™ system designed to create a universal mount for enclosures.
Blue 4.25" x 5.25"
Mounting Plate with 4 screws



Shelf Mounting Kit

STOCK ID - 072-586-10

Standard Depth Modem Shelf Kit: (2) Anchoring Clips, (2) Black Velcro 3/4" x 18", (2) Metal Shelves, (6) screws



STOCK ID - 072-731-10

Deep Modem Shelf Kit: (2) Anchoring Clips, (2) Black Velcro 3/4" x 18", (2) Metal Shelves, (6) screws



Electrical Outlet

STOCK ID - 072-530-10

Duplex 120VAC Power Outlet



Security & Latches

STOCK ID - 99534

Lock & Key – Lockable Latch for Doors



STOCK ID - 12025

Spring loaded Latch for Doors



8 Port Voice / Data Panel

STOCK ID - 066-771-10

8 Port Voice / Data Panel



Enclosure Indicators

870-001-20 Enclosure Indicator Lights Green/
Red

870-001-21 Enclosure Indicator Lights
Red Only

035-184-10 Enclosure Indicator Red Light Kit

Multilink
Simply More...

Closures / Terminals

Multilink offers a number of different fiber optic closure systems in a variety of sizes, deployment types, and applications. Our closures have all been designed with ease of access in mind to reduce installation and service times. Pair our closures with our field-installable connectors to create one of the most versatile closure/terminal systems on the market.

Dome Enclosures

page 121

In-Line Splice Enclosures

page 127


Splice Enclosures

Multilink's line of splice enclosures includes both in-line and dome configurations and are made to support a wide variety of fiber optic cable types and counts. Our dome-style enclosures feature a large slack storage basket and split end plate which includes (2) multi-centric grommets for mid-span access. Our series of in-line style enclosures offer the ability to choose to enter the enclosure in both a butt or in-line style configuration giving you greater installation flexibility. Our enclosures can be installed above or below grade and require no special tools for installation.

- » Size variety for various fiber capacities
- » Multi-centric grommet for numerous cable sizes
- » Split end plate for mid-span access deployments
- » No special tools needed

 gomultilink.com/categories/fiber-optic-closures/starfighter-dome-enclosure

 gomultilink.com/categories/fiber-optic-closures/starfighter-inline



LARGE SLACK STORAGE AREA | INTUITIVE DESIGN



4024-D Starfighter™ Dome Enclosure

The Multilink 4024-D Starfighter™ Fiber Optic Dome Splice Enclosure is an “all parts” inclusive, hermetically-sealed splice enclosure designed for ease of assembly and re-entry. The closure features a gasketed split end plate for mid-access cable applications and an easy to install “no special tool” sealing system. All major hardware is factory installed to allow for quick field installation. The unit has universal grommets along with compression style lateral or branch cable seals that make the enclosure's installation process simple and intuitive. This small-capacity enclosure is suited for a lower amount of splices and can be mounted appropriately for aerial, pedestal, and underground applications.

- » Completely sealed with compression seal technology
- » Ease in installation requiring no special tools
- » Designed to GR-771 and CATV industry compliant
- » Mid-access design for installation over existing cables without disturbing a working cable
- » Above or below grade

 gomultilink.com/products/4024-d-starfighter-dome-splice-enclosure



Specifications

Exterior Closure Length	15.3" (38.9cm)
Exterior Closure Diameter	8.5" (21.59cm)
Cable Entry	(2) Express / Feeder / (4) Branch or Lateral
Express/Feeder Cable Diameter	
Max.	.75" (19mm)
Min.	.30" (7.62mm)
Branch/Lateral Cable Diameter	
Max.	.63" (16mm)
Min.	.27" (6.9mm)
Weight	6.5 lbs (3kg)
Material	Dome – Polypropylene End Plates – Polypropylene V-Band – Polycarbonate
Splice Tray	(4) 1120-SSTP or (4) 1124-SSTP
Splice Capacity	1120-SSTP: 48 Single Fusion Splices, or 192 Mass Fused Fibers 1124-SSTP: 48 Single Fusion Splices, 96 Double Stacked, or 192 Mass Fused Fibers

4024-D Starfighter Dome Enclosure



STOCK ID	DESCRIPTION	DIMENSIONS	WEIGHT
020-059-10	4024-D Starfighter™ Dome Splice Enclosure – Small capacity closure	15.3"L x 8.5"D	6.5 lbs.
072-059-10	1120-SSTP Splice Tray, 12 Single/24 Ribbon Splice Capacity	6"L x 5.13"W x .75"D	0.20 lbs.
072-059-20	1124-SSTP 12 single stack or 24 double stack Fiber Splice Tray	6.5"L x 5.13"W x .50"D	0.20 lbs.
10-8362	4024-D-AHK Aerial Hanger Kit	1" x 2" x 6"	2 lbs.
072-002-10	4024-D-WPK Wall or Pole Mounting Bracket/Kit	2" x 4" x 15"	2 lbs.
072-002-20	4024-D-SS ADSS Mounting Kit	N/A	3 lbs.
10-8181	4024-D-CAK Cable Addition Kit	N/A	1 lbs.
10-7166	Compression Wrench for 3/4" NPT Fittings Aluminum	N/A	0.5 lbs.

4048-D Starfighter™ Dome Enclosure

Multilink's 4048-D Starfighter™ Dome Enclosure is a medium-capacity fiber optic splicing solution suited for an average amount of splices and engineered to reduce installation and maintenance times. All major hardware comes factory installed, and the dome features a gasketed split end plate for mid-access splicing applications as well as an easy to install "no special tool" sealing system. This unit features various mounting options, universal grommets, and compression-style lateral or branch cable seals that make the enclosure's setup process simple and intuitive.

- » Completely sealed with compression seal technology
- » Ease in installation requiring no special tools
- » Designed to GR-771 and CATV industry compliant
- » Mid-access design for installation over existing cables without disturbing a working cable
- » Above or below grade

 gomultilink.com/products/4048-d-starfighter-dome-splice-enclosure



4048-D Starfighter™ Dome Enclosure

STOCK ID	DESCRIPTION	DIMENSIONS	WEIGHT
10-8365	4048-D Starfighter™ Dome Splice Enclosure w/ 1 splice tray	19.29"L x 8.5"D	7.5 lbs.
020-049-10	4048-D Starfighter™ Dome Splice Enclosure w/ 1 splice tray & 6 ground lugs	19.29"L x 8.5"D	7.5 lbs.
10-9126	4048-D Starfighter™ Dome Splice Enclosure w/ Pedestal	40"L x 10"D	28.5 lbs.
10-8007	4048-SSTP 24 Single/48 Ribbon Splice Capacity	9.75"L x 4.5"W x 0.5"D	0.57 lbs.
10-8362	4048-D-AHK Aerial Hanger Kit	1"L x 2"W x 6"D	2 lbs.
072-001-10	4048-D-WPK Wall or Pole Mounting Bracket/Kit	19"L x 1.5"W x 3.7"H	2 lbs.
072-002-20	4048-D-SS ADSS Mounting Kit	N/A	3 lbs.
10-8181	4048-D-CAK Cable Addition Kit	N/A	1 lbs.
10-7166	Compression Wrench for 3/4" NPT Fittings Aluminum	N/A	0.5 lbs.
065-058-10	4048-D Slack Rack Steel/Powder Coated, Black	N/A	8 lbs.




Specifications

Exterior Closure Length	19.29"
Exterior Closure Diameter	8.5"
Cable Entry	(2) Express / Feeder / (4) Branch or Lateral
Express/Feeder Cable Diameter Max. Min.	.75" (19mm) .30" (7.62mm)
Branch/Lateral Cable Diameter Max. Min.	.63" (16mm) .27" (6.9mm)
Weight	7.5 lbs.
Material	Dome – Polyethylene End Plates – Polypropylene V-Band – Polycarbonate
Splice Tray	(4) 4048-SSTP
Splice Capacity	96 Single Splices, 192 Mass Fused Fibers or 192 Double Stacked

4024-D & 4048-D Starfighter™ Dome Enclosure Accessories

 gomultilink.com/products/4024-d-starfighter-dome-splice-enclosure












Dome Enclosure Mounting Kit

STOCK ID	DESCRIPTION	DIMENSIONS	UOM
065-058-10	Pole/Wall mountable kit for the 4048-D Starfighter™ Dome Enclosure, 4 hooks for cable slack storage	30"H x 26"W x 1.5"D	Each

Cable Addition Kit

STOCK ID	DESCRIPTION	UOM
10-8181	Cable Addition Kit for 4024-D Starfighter™ and 4048-D Starfighter™	Each

Grommet Inserts for 3/4" NPT Fittings

									
STOCK ID	10-8084	10-8087	10-8085	10-8090	10-8092	10-8091	10-8088	10-9999	642-066-10
10 PACK ID	10-8096	10-8106	10-8097	10-8109	10-8111	10-8110	10-8107	10-5414	N/A
# OF PORTS	4	4	3	3	3	2	1	1	1
CABLE SIZE	.20"- .24"	.16"- .20"	.24"- .28"	.16"- .20"	Flat Drop	.25"- .29"	.27"- .31"	.32"- .46"	Flat
WEIGHT	.5 lbs.	.5 lbs.	.5 lbs.	.5 lbs.	.5 lbs.	.5 lbs.	.5 lbs.	.5 lbs.	.5 lbs.

4000-D Starfighter™ Dome Enclosure

The Multilink Starfighter™ 4000-D Dome Splice Enclosure is a large-capacity enclosure designed for above or below grade applications and supports 6 or more cable entries. The enclosure features a unique gasketed split end plate system that allows for mid-access cable applications up to 1.125" in diameter. Up to 6 branch or lateral cables can be added to any one of four compression seal entry ports utilizing multi-port grommets available for the enclosure. The enclosure requires no special tools, adhesives, or mastics for installation. The new unibody slack storage basket and hinged splice trays allow for maximum storage and access of fiber and fiber bundles.

- » Completely sealed with compression seal technology
- » Ease in installation requiring no special tools
- » Designed to GR-771 and CATV industry compliant
- » Mid-access design for installation over existing cables without disturbing a working cable
- » Can be used for above or below grade applications
- » RUS Listed

 gomultilink.com/products/4000-d-starfighter-dome-splice-enclosure



Specifications

Exterior Closure Length	24.63" (62.56cm)
Exterior Closure Diameter	11.92" (30.28cm)
Cable Entry	(2) Express / Feeder / (4) Branch or Lateral
Express/Feeder Cable Diameter	
Max.	1.12" (28.5mm)
Min.	.375" (9.5mm)
Branch/Lateral Cable Diameter	
Max.	.98" (24.9mm)
Min.	.30" (7.62mm)
Weight	12.5 lbs (5.67kg)
Material	Dome – Polyethylene End Plates – Polypropylene V-Band – Polycarbonate
Splice Tray	(8) 4048-SSTP (8) 4072-SSTP
Splice Capacity	288 Single Splices, 576 Double or 1152 Mass Fused Fibers



4000-D Starfighter™ Dome Enclosure

STOCK ID	DESCRIPTION	DIMENSIONS	WEIGHT
10-8146	4000-D Starfighter™ Dome Splice Enclosure – Large capacity enclosure	24.63"L x 11.92"D	12.5 lbs.
020-046-10	4000-D Starfighter™ Dome Splice Enclosure w/ one 4072-SSTP & 6 ground lugs	24.63"L x 11.92"D	N/A
020-002-20	4000-D Starfighter™ Dome Splice Enclosure w/ one 4048-SSTP Splice Tray	24.63"L x 11.92"D	12.50 lbs.
10-8007	4048-SSTP 24 Fiber Splice Tray	9.75"L x 4.5"W x 0.5"D	0.57 lbs.
065-001-10	4072-SSTP 36 Fiber Splice Tray	10.75"L x 5.75"W x 0.5"D	0.59 lbs.
10-5324	4000-D-AHK Aerial Hanger Kit	6"H x 1"W x 2"D	2 lbs.
10-5335	4000-D-WPK Wall or Pole Mounting Bracket/Kit	24"L x 2"W x 4"H	2 lbs.
072-002-20	4000-D-SS ADSS Mounting Kit	N/A	3 lbs.
10-6028	4000-D-CAK Cable Addition Kit	N/A	1 lbs.
10-7167	Compression Wrench for 1" NPT Fittings Aluminum	N/A	0.5 lbs.
10-6635	4000-D Assembly Stand	N/A	5 lbs.

4000-D Starfighter™ Dome Enclosure Accessories










 gomultilink.com/products/4000-d-starfighter-dome-splice-enclosure



4000-D Cable Addition Kit 10-6028



Grommet Inserts for 1" NPT Fittings

									
STOCK ID	10-5552	10-5127	10-5128	10-6550	10-5129	10-6552	10-6002	10-5130	10-5134
10 PACK ID	10-5553	10-5421	10-5422	10-6551	10-5419	10-6553	10-6003	10-5483	10-5420
# OF PORTS	1	1	1	8	6	4	4	4	4
CABLE SIZE	.3"-.4"	.41"-.5"	.51"-.79"	.150"	.265	.300	.350	.370	Flat Drop
WEIGHT	.5 lbs.	.5 lbs.	.5 lbs.	.5 lbs.	.5 lbs.	.5 lbs.	.5 lbs.	.5 lbs.	.5 lbs.

4000-D Starfighter™ Dome Enclosure Accessories

 gomultilink.com/products/4000-d-starfighter-dome-splice-enclosure



Interconnect Modules

STOCK ID	DESCRIPTION	DIMENSIONS	WEIGHT
10-6074	4000-D Interconnect Module with 4 Simplex SC/UPC Bulkheads	3"H x 6"W x 14"L	2.0 lbs.
10-5416	4000-D Interconnect Module with 4 Simplex SC/APC Bulkheads	3"H x 6"W x 14"L	2.0 lbs.
10-9164	4000-D Interconnect Module with 8 Duplex SC/UPC Bulkheads	3"H x 6"W x 14"L	2.0 lbs.
10-9266	4000-D Interconnect Module with 16 SC/PC Bulkheads (8 Duplex) MM	3"H x 6"W x 14"L	2.0 lbs.
744-824-20	4000-D Interconnect Module with 16 SC/APC Bulkheads (8 Duplex)	3"H x 6"W x 14"L	2.0 lbs.
744-821-20	4000-D Interconnect Module with 12 SC/APC Bulkheads (6 Duplex)	3"H x 6"W x 14"L	2.0 lbs.
745-062-20	4000-D Interconnect Module with 8 SC/APC Simplex Bulkheads	3"H x 6"W x 14"L	2.0 lbs.

Wall/Pole Mount Kit

STOCK ID	DESCRIPTION	UOM
10-5335	4000-D Wall/Pole Mount Kit	Each
072-001-10	4024-D/4048-D Wall/Pole Mount Kit	Each



1120-F Starfighter™ MiniButt Splice Enclosure

The 1120-F Starfighter™ MiniButt is a low-capacity fiber optic splice enclosure designed for use in low count fiber splicing applications and environments where space is a constraint. This enclosure features an integrated gasket that prevents water ingress while allowing for easy access via your choice of in-line or butt configurations for even the largest cables.


- » Supports both in-line and butt configurations
- » Lightweight and compact
- » Up to four cable entries with cable OD range of 0.3" to 0.63"
- » Suitable for above or below grade installations
- » Constructed with impact and corrosion resistant materials
- » Integrated "F" pressure testing valve and grounding lugs
- » Up to 24 single fusion splices or 96 mass fused fibers
- » Equipped with all parts required for normal splicing applications
- » RUS Listed

 gomultilink.com/products/1120-f-starfighter-minibutt




Specifications

Exterior Closure Length	15"(38.1cm)
Exterior Closure Width	6.5" (16.5cm)
Exterior Closure Depth	3.5" (8.9cm)
Cable Entry	(4) Branch or Lateral
Cable Diameter	
Max.	.63" (16mm)
Min.	.3" (7.6mm)
Material	5720U Xenoy
Splice Tray Capacity	(2) 1120-SSTA, 1120-SSTP or 1124 SSTP



1120-F Starfighter™ MiniButt

STOCK ID	DESCRIPTION	DIMENSIONS	WEIGHT	UOM
70203K	1120-F Starfighter™ MiniButt	15"L x 6.5"W x 3.5"D	6.0 lbs.	Each
70205K	1120-F Starfighter™ MiniButt with One 1120-SSTA Splice Tray	15"L x 6.5"W x 3.5"D	6.35 lbs.	Each
072-059-10	1120-SSTP 12 Fiber Splice Tray	6.5"L x 5.13"W x .50"D	0.20 lbs.	Each
072-059-20	1124-SSTP 12 single stack or 24 double stack Fiber Splice Tray	6.5"L x 5.13"W x .50"D	0.20 lbs.	Each



2000-F Starfighter™ Splice Enclosure

The 2000-F Starfighter™ is a medium-capacity fiber optic splice enclosure designed for splicing applications in both above and below-grade installations. The enclosure supports both aluminum and plastic splice trays and features an integrated gasket that prevents water damage while allowing for ease of access to the unit. The unit, which can hold four fiber cables, is compact and manufactured with durable impact and corrosion-resistant materials.


- » Supports both in-line and butt configurations
- » Lightweight and compact
- » Up to four cable entries with cable OD range of 0.3" to 0.63"
- » Suitable for above or below grade installations
- » Constructed with impact and corrosion resistant materials
- » Integrated "F" pressure testing valve and grounding lugs
- » Up to 72 single fusion splices or 288 mass fused fibers
- » Equipped with all parts required for normal splicing applications
- » RUS Listed

 gomultilink.com/products/2000-f-starfighter




Specifications

Exterior Closure Length	24.5"(62.2cm)
Exterior Closure Width	8"(20.3cm)
Exterior Closure Depth	5"(12.7cm)
Cable Entry	(4) Branch or Lateral
Cable Diameter	
Max.	.63" (16mm)
Min.	.3" (7.6mm)
Material	5720U Xenoy
Splice Tray Capacity	(3) 2000-SSTA or 2020-SSTP



2000-F Starfighter™ Splice Closure



STOCK ID	DESCRIPTION	DIMENSIONS	WEIGHT	UOM
70304K	2000-F Starfighter™	24.5"L x 8"W x 5"D	9.0 lbs.	Each
70302K	2000-F Starfighter™ with One 2000-SSTA Splice Tray	24.5"L x 8"W x 5"D	9.0 lbs.	Each
70506K	2000-SSTA 24 Fiber Splice Tray	11.75"L x 4"W x .5"D	.65 lbs.	Each
70709K	2020-SSTP 24 Fiber Splice Tray	12.25"L x 4"W x .5"D	.54 lbs.	Each

3000-F Starfighter™ Splice Enclosure

The 3000-F Starfighter™ is a high-capacity in-line splice enclosure designed for use in both above and below grade applications at major splice points in your network. The 3000-F supports both in-line and butt configurations and is expandable through an optional cable expansion kit. This enclosure features an integrated gasket sealing along with a patented cable seal to prevent water ingress while allowing for easy access for even the largest cables.


- » Mid-span access cables up to 1.1" in diameter
- » Supports both in-line or butt configurations
- » Up to eight cable entries with cable OD range of 0.3" to 1.1"
- » Suitable for above or below grade installations
- » Constructed with impact and corrosion resistant materials
- » Integrated "F" pressure testing valve and grounding lugs
- » Up to 288 single fusion splices or 768 mass fused fibers with cable addition kit
- » Equipped with all parts required for normal splicing applications
- » RUS Listed

 gomultilink.com/products/3000-f-starfighter



Specifications

Exterior Closure Length	21.5" (53.66cm)
Exterior Closure Width	12" (20.96cm)
Exterior Closure Depth	4.5" (20.32cm)
Cable Entry	(4) Branch or Lateral (8) with CAK
Cable Diameter Max. Min.	1.124" (28.55mm) .375" (9.525mm)
Material	5720U Xenoy
Splice Tray Capacity	(4) 3000-SSTA with Cable Addition Kit (8) 3030-SSTP with Cable Addition Kit



3000-F Starfighter™ Splice Closure

STOCK ID	DESCRIPTION	DIMENSIONS	WEIGHT	UOM
70575K	3000-F Starfighter™	21.5"L x 12"W x 4.5"D	10.0 lbs.	Each
70536K	3000-F Starfighter™ with 1 3000-SSTA Splice Tray (Not Pictured)	21.5"L x 12"W x 4.5"D	11.0 lbs.	Each
70582K	3000-F Starfighter™ with 1 3030-SSTP Splice Tray (Not Pictured)	21.5"L x 12"W x 4.5"D	11.0 lbs.	Each
70314K	3000-CAK (Cable Addition Kit) Starfighter	21.5"L x 12"W x 3"D	8.0 lbs.	Each
70505K	3000-SSTA 24 Fiber Splice Tray	7.75"L x 6"W x .5"D	1.0 lbs.	Each
70706K	3030-SSTP 24 Fiber Splice Tray	8.25"L x 5.75"W x .5"D	1.0 lbs.	Each



In-Line Splice Enclosure Accessories


 gomultilink.com/categories/fiber-optic-closures/starfighter-inline



1120-F Starfighter™



2000-F Starfighter™



3000-F Starfighter™

In-Line Splice Accessories



 SPECS

STOCK ID	DESCRIPTION	MATERIAL	WEIGHT	UOM
70800K	1100-A Aerial Hanger Brackets	Stainless Steel	.66 lbs	Pair



 SPECS

71241K	1100-SS ADSS Mounting Kit	Plastic/Stainless Steel	.55 lbs.	Each
--------	---------------------------	-------------------------	----------	------



 SPECS

70307K	1100-W Wall/Pole Mounting Brackets	Galvanized Steel	.35 lbs	Pair
--------	------------------------------------	------------------	---------	------

Starfighter™ Optical Terminal Enclosure

Multilink's Starfighter™ Optical Terminal Enclosure (OTE) is an in-line terminal enclosure designed to support both traditional and optical drop splicing. With a durable and impact-resistant polyethylene material, it is specifically crafted for outside plant environments. The terminal boasts four ports on each end, supports express cabling, allows for the addition of branch/lateral cabling, and possesses various mounting capabilities, meaning it can fit into any network infrastructure. This Starfighter™ model works well as a drop splicing enclosure since it is compatible with a variety of drop designs and can withstand rough environmental factors. The OTE can perform up to 36 drops in FTTH applications and comes equipped with all the hardware required to seal and secure your express/feeder cables as well as a 12-fiber splice tray.

- » Easy to assemble cable sealing and retention system
- » Reduces operating costs by allowing customers to purchase additional capacity only when needed
- » Reduces enclosure inventory and is suitable for a wide variety of above grade installation and mounting applications
- » Universal above grade optical fiber splicing and termination capability
- » High impact resistant and UV resistant thermoplastic for long life
- » Supports PON components as well as optical connectorized terminations
- » Provides all-in-one sealing and strain relief of individual drops
- » Mid-access capable for cables up to 1.125" in diameter

 gomultilink.com/categories/fiber-optic-closures/starfighter-optical-terminal-enclosure



Starfighter™ Optical Terminal Enclosure

STOCK ID	DESCRIPTION	DIMENSIONS	WEIGHT	UOM
10-6060	Starfighter™ OTE Optical Termination Enclosure (Basic Enclosure) w/ 1 Tray	18.5"L x 11.5"W x 6"D	10 lbs.	Each
020-026-20	Starfighter™ OTE Optical Termination Enclosure w/ 6 Scout Adapters	18.5"L x 11.5"W x 6"D	12 lbs.	Each
020-066-10	Starfighter™ OTE Optical Termination Enclosure w/ 8 SC/APC Adapters	18.5"L x 11.5"W x 6"D	12 lbs.	Each
10-8007	4048-SSTP 24 Fiber Splice Tray	9.75"L x 4.5"W x 0.5"D	0.57 lbs.	Each
10-5435	Wall/Pole Mounting Bracket w/ Mounting Hardware	N/A	3 lbs.	Each
10-5436	Aerial Hanger Bracket Kit	N/A	N/A	Pair
10-5434	ADSS Mounting Bracket	N/A	N/A	Each



Specifications

Exterior Closure Length	18.5"
Exterior Closure Width	11.5"
Exterior Closure Depth	6.0"
Cable Entry Ports	(2) Express Feeder, (6) Branch Lateral, or Multiport*
Express/Feeder Cable Diameter	Max. 1.124"/Min. 0.375"
Splice Tray Capacity	(4) 4048-SSTP
Standard Cables	2 (Express Feeder)
FTTH/Lateral Ports	6 Ports (Up to 36 Individual Drops)
Branch/Lateral Cable Diameter	Max. 0.98"/Min. 0.30"

For Drop Seals or other cable seal kits, see ordering information.
*Multiport Cable Seals are available to support up to 36 fiber drops for FTTH Applications


Optical Terminal Enclosure Additional Accessories

gomultilink.com/categories/fiber-optic-closures/starfighter-optical-terminal-enclosure



OTE Cable Addition Kit

STOCK ID	DESCRIPTION
065-016-10	Supports .30-.98 diameter cables



Grommet Inserts For 1" NPT Fittings

STOCK ID	10-5552	10-5127	10-5128	10-6550	10-5129	10-6552	10-6002	10-5130	10-5134	065-082-10
10 PACK ID	10-5553	10-5421	10-5422	10-6551	10-5419	10-6553	10-6003	10-5483	10-5420	N/A
# OF PORTS	1	1	1	8	6	4	4	4	4	1-SC
CABLE SIZE	.3"-4"	.41"-5"	.51"-79"	.150"	.265	.300	.350	.370	Flat Drop	SC Outdoor
WEIGHT	.5 lbs.	.5 lbs.	.5 lbs.	.5 lbs.	.5 lbs.	.5 lbs.	.5 lbs.	.5 lbs.	.5 lbs.	.2 lbs.



1" NPT Dome Fitting

STOCK ID	DESCRIPTION	MATERIAL	UOM
10-5122	1" NPT Dome Fitting-Includes. Insert for .71"- .98"Diameter Cable	Plastic and Rubber	Each

Fiber Management

Efficient cable management requires appropriate slack storage and organization. Multilink addresses each of these areas with our Sno-Shoes[®]. Be prepared and protect your fiber optic cable and while encouraging safe, proper installation.

Sno-Shoes[®]

page 134

Raceway Molding


page 138

Slack Storage Devices

The Multilink Plastic Sno-Shoe® has been designed for two purposes: to store additional lengths of fiber along the strand for later use and to act as a safeguard, protecting a fiber optic cable's minimum bend radius while encouraging proper installation practices. The Multilink Plastic Sno-Shoe® is a durable and cost-effective solution for storing fiber optic cable in the air.

- » Prevents micro-bends in fiber optic cable
- » Provides consistency and regularity in fiber optic loops
- » Solution to spacing problems on poles
- » Countersunk nut wells for easy one-tool installation
- » Cable Trough™ design leaves installers' hands free to secure cable to the unit
- » Stackable in multiple cable configurations to accommodate fiber mount tiering
- » Cable Trough™ hass slots that secure the cable to the unit in expansion situations without having to remove previously installed cable and drain water and ice

 gomultilink.com/categories/slack-storage



Strand Mount

DURABLE | EASY INSTALL | EXPANDABLE



ADSS Mount

Slack Storage Devices

 gomultilink.com/categories/slack-storage



Slack Storage Devices



7" Plastic Sno-Shoe® w/ Mounting Bracket & Hardware

STOCK ID	MODEL #	DIMENSIONS	MOUNTING KIT	WEIGHT	BEND RADIUS	UOM
649-011-20	VASSB	13"L x 11"W x 1.6"D	Strand	1.4 lbs.	3.5"	1 per pack
649-011-10	VASSB	13"L x 11"W x 1.6"D	None	1.4 lbs.	3.5"	1 per pack



10" Plastic Sno-Shoe® w/ Mounting Bracket & Hardware

71211K	2110-SSPTB	23.8"L x 12.3"W x 1.1"D	Strand	3.5 lbs	5"	2 per pack
71220K	2110-SSPSS	23.8"L x 12.3"W x 1.1"D	ADSS	3.5 lbs	5"	2 per pack



16" Plastic Sno-Shoe® w/ Mounting Bracket & Hardware

71244K	2116-SSPTB	24.0"L x 18.0"W x 1.5"D	Strand	4.4 lbs	8"	2 per pack
71215K	2116-SSPSS	24.0"L x 18.0"W x 1.5"D	ADSS	4.4 lbs	8"	2 per pack



Slack Storage Devices

 gomultilink.com/categories/slack-storage

Slack Storage Devices



STOCK ID	MODEL #	DIMENSIONS	MOUNTING KIT	WEIGHT	BEND RADIUS	UOM
21" Plastic Sno-Shoe® w/ Mounting Bracket & Hardware						
71221K	2121-SSPTB	33.0"L x 25.3"W x 2.0"D	Strand	6.7 lbs.	11.5"	1 per pack
71226K	2121-SSPSS	33.0"L x 25.3"W x 2.0"D	ADSS	6.7 lbs.	11.5"	1 per pack



16" Plastic Adjustable Sno-Shoe®						
71255K	2116-SAPTBS	24.5"L x 20.5"W x 2.3"D	Strand	5.1 lbs.	8"	1 per pack
71240K*	2116-SAPTBP	24.5"L x 20.5"W x 2.3"D	Pole w/Strut	5.1 lbs.*	8"	1 per pack
71236K	2116-SAPTBW	24.5"L x 20.5"W x 2.3"D	Wall	5.1 lbs.	8"	1 per pack
71239K	2116-SAPTBR	24.5"L x 20.5"W x 2.3"D	Rack	5.1 lbs.	8"	1 per pack
71225K	2116-SAPSS	24.5"L x 20.5"W x 2.3"D	ADSS	5.1 lbs.	8"	1 per pack

*71240K Includes 6ft unistrut. Add 10 lbs.



24" Plastic Adjustable Sno-Shoe®						
71258K	2124-SAPTB	36.8"L x 28.8"W x 2.0"D	Strand	9.6 lbs.	12"	1 per pack
71261K*	2124-SAPTBP	36.8"L x 28.8"W x 2.0"D	Pole w/Strut	9.6 lbs.*	12"	1 per pack
71263K	2124-SAPTBW	36.8"L x 28.8"W x 2.0"D	Wall	9.6 lbs.	12"	1 per pack

*71261K Includes 6ft unistrut. Add 10 lbs.

Slack Storage Devices

 gomultilink.com/categories/slack-storage



Slack Storage Accessories



STOCK ID	DESCRIPTION	DIMENSIONS	WEIGHT	COLOR
Stacking Kit For Plastic Sno-Shoe®				
71301K	(2) Risers, (2) Bolts, (2) Washers, (2) Nuts		2 lbs.	



Extensions				
10-7168	(2) 18" Extensions & (2) Hardware Kits	18"		
10-7169	(2) 48" Extensions & (2) Hardware Kits	48"		



Slack Box				
10-4653	Slack Box SSB-303612	30"H x 36"W x 12"D		Gray
072-378-10	Pole Mount for 10-4653			
10-4666	Slack Box SSB-364212	36"H x 42"W x 12"D		Gray
072-379-10	Pole Mount for 10-4666			



Dome Enclosure Mounting Kit				
065-058-10	Pole/Wall mountable kit for the 4048-D Starfighter Dome Enclosure, 4 hooks for cable slack storage			

Raceway Molding

Multilink's line of Raceway Molding is an economical solution for fast, easy installation and is ideal for MDU's, hospitals, churches or anywhere cables need to be surface mounted. Our in-depth line of Raceway includes both interior and exterior grades as well as our patented downspout molding. For a full list of molding please visit gomultilink.com/categories/raceway-molding or request an in-depth catalog.

 gomultilink.com/categories/raceway-molding



Downspout Exterior Raceway System

Provides a simple solution to cover up any wiring or piping that runs along your exterior walls and is architecturally pleasing.



Quarter Round Molding

Designed to house cabling where the wall meets the floor or the wall meets the ceiling. The cover is hinged, and the accessory pieces snap over the outside of the raceway for ease of installation. The molding transitions to Multilink's standard MRM-75 latch duct and square moldings by use of the "T" fitting.

Cove Molding

Category 5, 5E and 6, 1" Bend Radius Compliant




Security Locking Molding

3" bend radius meets coax drop cable return path bend radius standards.



Overlay Molding

Designed to be installed over an existing provider's molding system. A two piece design allows for access to the first molding system without disconnecting any cables. It snaps onto the base mounted below the existing molding and "covers up" the existing molding and the new base. With a smooth co-extruded flexible cable keeper it won't damage any cables during installation or removal.



Micro Molding™

Multilink's Micro Molding™ is a compact design for Multi Dwelling Units (MDU's) like apartment complexes or hotels and commercial fiber building applications for interior use. The Micro Molding™ is designed to house up to 12 900µm fibers.



Multilink Latch Duct MultiRaceway

The MRM Series Latch Duct Raceway is an adhesive backed, highly flexible, one piece design that installs quickly and easily. All fittings incorporate a minimum of 1" bend radius, maintaining end to end connectivity even when filled to capacity or pulled through raceway.



Steel Molding

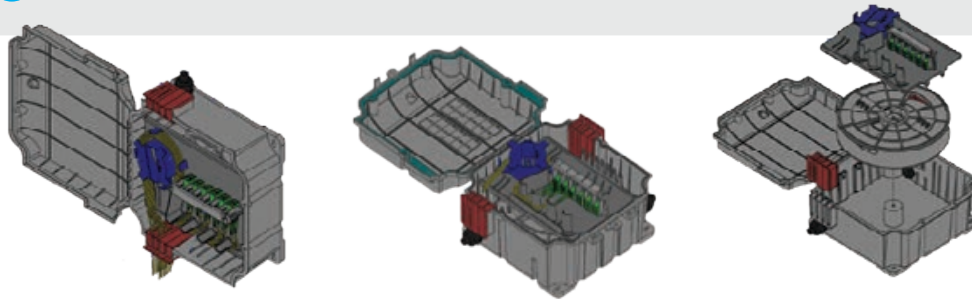
Tuff Top Coating for Olympic Steel Molding
Category 5, 5E & 6, 1" Bend Radius Compliant



NEW Products

At Multilink, we are always looking to advance industry equipment. Whether improving on an existing product or engineering a new design, our products move because they benefit your business. We strive to make each part stronger, safer, faster, and more reliable. Visit our New Products page to stay up to date with what is new on the Multilink circuit.

 gomultilink.com/about/innovations/new-products



Reel-link Terminal


The Reel-Link Terminal is a compact, quick, and economical way to deploy FTTx. This all-plastic, wall mounted, plug-and-play fiber distribution is ideal for FTTx builds, businesses, MDUs or anywhere a demarcation box is needed. Fiber spools are capable of housing 1 or 2 MPO (12 or 24 count) jumper(s) pinned to an SC/APC fan out.

The removable, rotating spool allows the proper amount of fiber to be deployed while maintaining additional slack. The fiber spools are interchangeable with various lengths of MPO jumpers available up to 750'. With the use of our locking mechanism, the spool can be secured onto the base to prevent rotation after the initial install.

- » UV stabilized plastic for indoor/outdoor mounting
- » Innovative rotating spool for quick and easy cable deployment
- » Terminate up to 24 drops through non-captive grommets
- » Intuitive drop management system

Reel-link Terminal


DIMENSIONS	MATERIAL	DROP CAPACITY	RATING	MOUNTING
14"H x 12.62"W x 6"D	UV Stabilized Plastic	24	NEMA 3	Wall



Optima U

Expanding your FTTx Network? Multilink has expanded its Optima Family product to now include the new Optima U. This product is designed to be utilized in vaults or underground applications, however, can also be used above ground or aerial applications. Made from UV Stabilized Plastic, its designed to withstand any weather condition and with the Snap Locking Latches, its quick + easy to use. There is a dividing plate between the splice tray and your fiber drop connections to maintain reliability to the network. Has the flexibility to handle either Flat or Round Drop fibers. Will support up to 72ct Pass Thru fiber (Ring Cut) while supporting drop fiber to the home/business.

- » Pass Thru Fiber Capable
- » Holds 8 Flat or Round Drop
- » Separated Splice Tray from Drops
- » Durable UV Rated Plastic Material
- » Compact Design



Optima U

DIMENSIONS	MATERIAL	DROP CAPACITY	SPLICE CAPACITY	RATING	MOUNTING
5"H x 7"W x 11"L	UV Stabilized Plastic	8 Max, Flat or Round Drop	12/24 (Double Stack Chip)	IP - 68 GR - 771 Compliant	Vault, Pole, Pedestal, Strand



Telecommunications in a Sustainable World

By its very nature, the telecommunications trade uses a lot of energy and creates a sizable footprint. The ICT industry's share of global CO² emissions will soon reach 1,680 metric tons of carbon dioxide in the atmosphere.

Worried about this trend, Multilink has made our practices safer for the environment, starting with the company's all-in-one structure and extending to our equipment and recycling processes.

Our biggest claim to efficiency is that we don't need to outsource orders. Since we have both sheet metal fabrication and powder coating facilities on our campus, we're able to design, engineer, and produce proprietary or custom finished products here in Ohio. By manufacturing on-site, we're creating local jobs without having to send orders

over vast distances in gas-guzzling semi-trucks or use extra paper, cardboard, and plastic for shipping.

Multilink also has laser cutters and servo-electric press brakes for use in metal fabrication. Instead of employing heavily motorized hydraulics to mold and cut steel, these top-of-the-line machines use 60% less energy by putting the stress on the power supply and not the machines themselves.

"Every time we've invested in new equipment, we've invested in something that is more friendly to the environment or to reduce our carbon footprint," says


Multilink Production Manager Ryan Kaplan. This equipment doesn't come cheap, but the benefits outweigh the costs. We're helping to protect the environment by using less energy. Our products pave the way for people to communicate much more easily, which ultimately cuts down on resource usage.

In addition to selling our excess scrap to Medina Recycling, Multilink invites employees to recycle their excess plastic, aluminum, and paper with receptacles in our break rooms.

And then there are the little things. A few years ago, management decided to purchase Multilink mugs for our employees. Even something small like this accomplishes three things. First, the company creates less waste because we're not throwing away hundreds of Styrofoam or paper cups every month. Second, it saves us money because the mugs are reusable. Third, it's just nice to give employees a mug. Who doesn't want a mug?



Innovations at Work!



- 2020** Fiber Optical Terminal Cross Connect Closure
- 2019** Patented Fiber Optic Splice Tray and Enclosure
Patented Modularly Expandable Enclosure
Patented Field Installable Connector System for Drop Cables and the Like
Patented Attachment Apparatus for Field Installable Cable Termination Systems
- 2018** Patented Field Installable Cable Termination System and Method
- 2014** Patented Container Cover/Door with High Security Locking System
Patented Base Plate of Optical Fiber Splice Cassette
- 2012** Patented Telecommunications Mounting Enclosure
- 2011** Patented Cable And Overlay Moldings
Patented Exterior Downspout Raceway System For Cables
- 2010** Flex Grid Internal Mounting on Plastic Boxes
- 2009** Patented Slack Cable Storage Box
- 2008** Patented Slack Cable Storage Box w/ Adjustable Height Spools
Slack-N-Roll Storage Device
Dual Wall Heat Transfer System For Outdoor Enclosures
- 2007** First Web Video Installation Training For Fusion Splicing and Power Supply
FTTX Fiber Optic Slack Storage Enclosure
FTTX Overlay Molding For Existing Molding
FTTX Exterior Fiber Optic Slack Storage Enclosure
- 2005** Drop Fiber Sno-Shoe
Multipath Pavement Duct System
5 Amp Min. Stand By Power Supply
Direct Core Cooling
Open Face Molding
- 2004** Compression Seal Technology Dome Enclosure
Tech Bag For Handling Converters
- 2002** Patented Communication Cable Clip
- 2001** Patented 2 Versions of Aerial Storage Unit for Fiber Optic Cable
- 2000** Release of 1st Airflow Power Supply Cabinet
- 1999** Patented Cable Support Bracket
Patented The 1st Uninterruptible Power Supply With Polarity Of Inverters CCP Tech
- 1998** Patented Sealing Fiber Optic Entryways to a Sealed Enclosure
- 1997** Patented Cable Identification Tag
- 1995** Patented Aerial Storage Unit for Fiber Optic Cable
- 1993** Patented And Trademarked First Plastic Sno-Shoe
Patented Hollow Coving for Concealing Electrical Wires
- 1992** Patented Torque Signaling Wrench
Patented Cover Securing Element Chamber for a Cable Television Subscriber Receptacle
- 1991** Patented Cable Stripping Device

Sharpen Your Skills with the Lab!

This state-of-the-art facility that can travel anywhere across the country, stopping at trade shows or your customers' locations to offer product demonstrations and training.

If you have a big project, our experienced Product Specialists can travel to your site for training. The Lab as a hands-on classroom.

Don't hesitate! Contact one of our customer sales representatives to book The Lab for your next project or event.



580 Ternes Avenue | P.O. Box 955 | Elyria, Ohio 44035
p. 440.366.6966 | f. 440.366.6802 | GoMultilink.com

© Multilink® Inc. | 440.366.6966 | All Rights Reserved | September 2021
Specifications subject to change without notice.

